

Russian Domain Space 2019: Outcomes and Development Prospects



COORDINATION CENTER
FOR TLD .RU/.РФ



2019 results in figures

5 million domain names in .RU

0.74 million domain names in .РФ

6.2 million domain names in Russia

143 million domain names in .COM

362 million domain names in the world


158 million domain names in ccTLD

29 million domain names in new gTLD

156 delegated IDN

17 Cyrillic IDN

0.8 million domain names in Cyrillic IDN



Contents

- 3** Russian domains in the global domain space
- 11** .RU and .РФ ccTLDs and the Internet growth in Russia
- 19** Russian domain name registrars
- 23** .RU is 25 years old





Andrei Vorobyov
Director of Coordination Center
for TLD .RU/.РФ

Friends,

The new issue of our analytical report, Russian Domain Space: Results and Development Prospects, is dedicated to the many important events that took place in the internet space in 2019. The report does not only include Russian expertise, but also shows how our success and achievements influence the common internet development system and compares the developments in Runet with global trends.

Of course, the 25th anniversary of the Russian ccTLD .RU and Runet was the main event in 2019. Various celebrations were held all across Russia over the entire year and brought together over 50,000 people. The Coordination Center for TLD .RU/.РФ initiated the release of an anniversary stamp dedicated to .RU. The cancellation ceremony took place at the 10th Russian Internet Governance Forum. The Coordination Center also ordered the making of the Internet for All movie, which first premiered in Moscow and later in the regions. The movie has been watched by over 5,000, and as of April 7, 2020 everyone had the chance to watch it via the Coordination Center's official channels.

2019 was a good year for .RU. It maintained its positions in the global ranking and still remains the fifth largest ccTLD in the world. At the end of 2019, there were 4,951,205 domain names registered in .RU, with over 1.5 million new names registered since the beginning of the year: an average of 4,250 daily.

.РФ is still in the European top 20. At the end of 2019, it had 742,285 domain names. About 200,000 new names were registered in .РФ in 2019. Over 16 percent of the domains in .РФ are more than nine years old now, which means they were registered during the first year of its existence. In 2020, the Cyrillic ccTLD .РФ will mark its 10th anniversary, and we will be pleased to congratulate the oldest websites in this domain zone on reaching this milestone.

I am confident that the report will prove useful for studying the development prospects of the Russian domain industry and will also help make the right choice in situations when strategic decisions are needed that can really determine the future of Runet.

Best regards,
Andrei Vorobyev

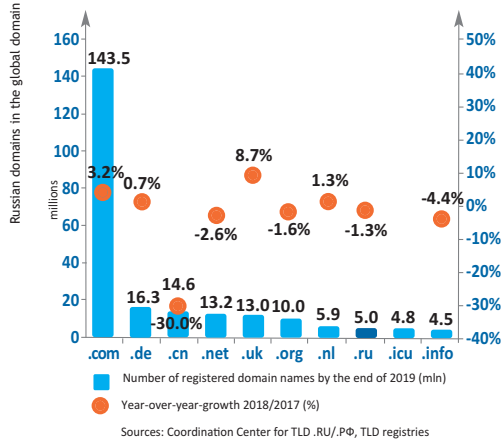


Russian domains in the global domain space





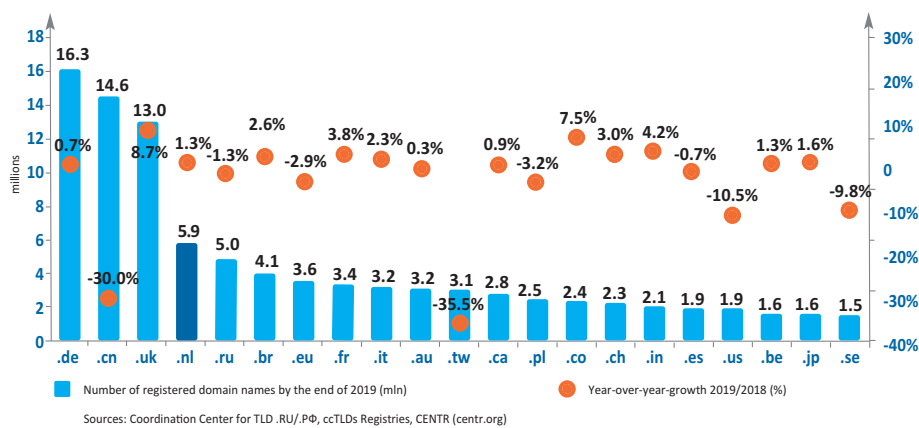
Top 10 TLDs, by the end of 2019



The year 2019 closed with 362.3 million domain name registrations around the world, up 13.5 million (or 3.9%) over the year before, with TLD .COM managed by Verisign the undisputed leader as before (145.4 million domain name registrations). TLD .NET, also managed by Verisign, accounted for another 13.4 million registrations. Together, these two general top-level domains added 5.9 million registrations compared to last year, or a 3.9% growth rate, the same pace as the domain space as a whole.

The ccTLD numbers give less cause for optimism, with 157.6 million registrations for the year. This number is actually 4.2 million or 2.6% lower than the number for the third quarter of 2019. Still, compared with 2018, country code domains grew by 3.3 million names (2.1%).

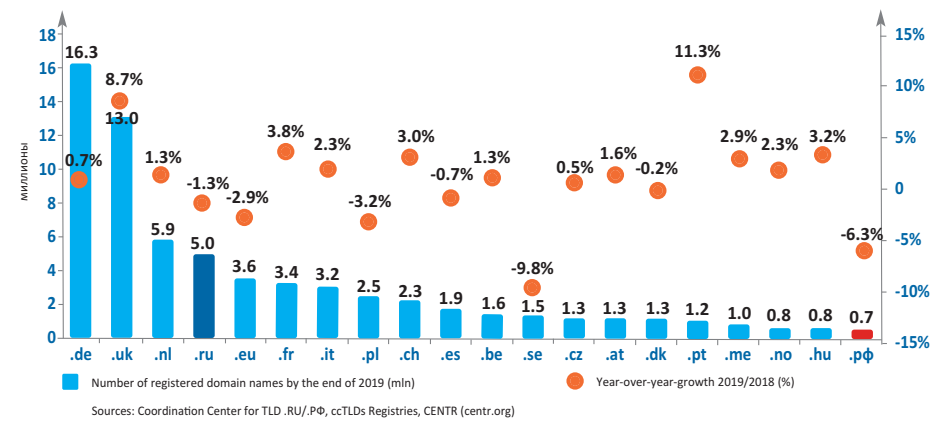
Largest ccTLDs, by the end of 2019



In 2019, the leaders in terms of relative growth were Great Britain .UK (up 8.7%) and Colombia .CO (up 7.3%). The other ccTLDs in the top twenty had meager growth by comparison – 4.5% at best. Six domains shrank, with China

.CN losing almost a third of its registrations (down 30%). Other ccTLDs that posted a decline were Russia (.RU), the European Union (.EU), Poland (.PL), Spain (.ES), USA (.US) and Denmark (.DK).

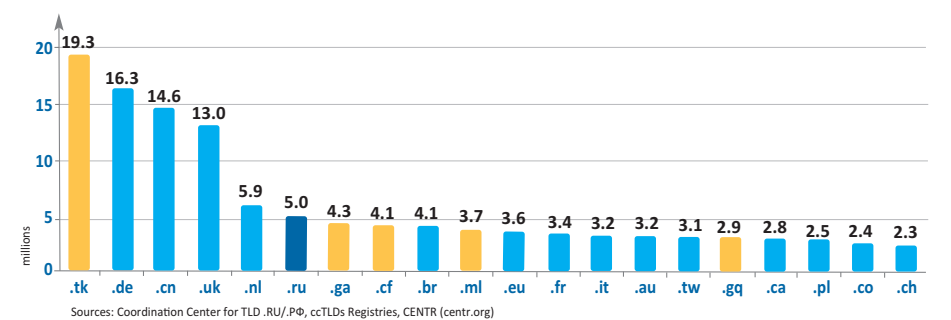
Top 20 European ccTLDs, by the end of 2019



Britain's rapid expansion – .UK added 1 million registrations in a year – was primarily due to the lifting of restrictions on .UK registrations in June (registration of .UK domains had been dependent on having registered a second-level domain first). With the restrictions lifted, everyone was able to register the remaining names. TLD .UK closed the year with 13 million registrations, down slightly from the peak of 13.3 million in the middle of the year.

Typically, graphs of the largest ccTLDs do not provide data for national domains that practice free registration from companies like Freenom (partner of the.TK registry). However, in 2019, the number of such domains increased significantly; five of them have crossed the 2 million mark; four of them represent Africa. Their booming growth is attributed not only to the free distribution of domain names in some ccTLDs, but also to rapid internet penetration on the continent.

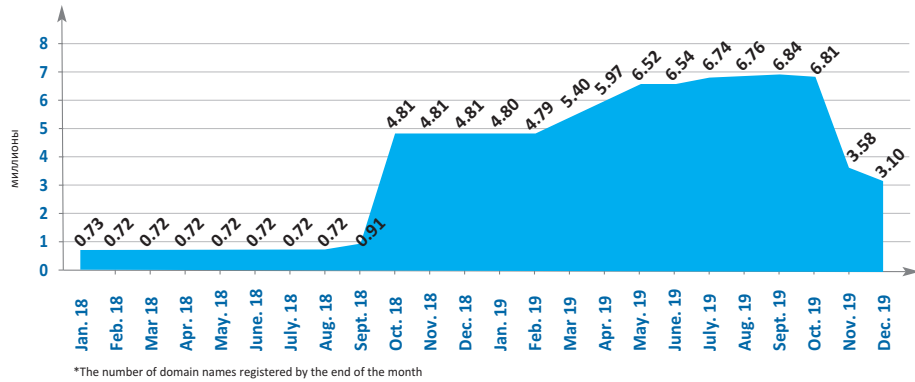
Largest ccTLDs, by the end of 2019 (inc. free registry model)



The rise and (relative) fall of Taiwan's ccTLD .TW is an interesting story worth considering. At the end of 2018, the .TW domain quickly rose to the top of the ccTLDs, ranking sixth with 4.8 million registrations. Over the year, it had added 4.7 million registrations. The rapid growth was due to lower registration prices as well as the liberalization of registration policies. Furthermore, the Asian Games were held in August-September 2018 (the largest sports event for athletes from Asia held every four years). One of the largest Taiwanese registrars announced free .TW registrations on any day an athlete from Taiwan won a gold medal. For the record, Taiwanese athletes won 12 gold medals.

This naturally led to a rapid surge in registrations in that domain zone. By the way, most of the names were registered by citizens and companies from China. However, the data show that a sharp increase in registrations is inevitably followed by a fall. Few names registered for free are even used, let alone renewed. TLDs often lose up to 90% of registrations from such promotions. Overall, in November 2019, the .TW domain lost 1.7 million registrations, but the case can be made that the Taiwanese TWNIC registry was actually very lucky: growth was quite good nevertheless, and today the .TW domain ranks a respectable 11th place, despite having lost more than 35% of registrations. The graph clearly shows how it happened.

Increase in Taiwan's ccTLD

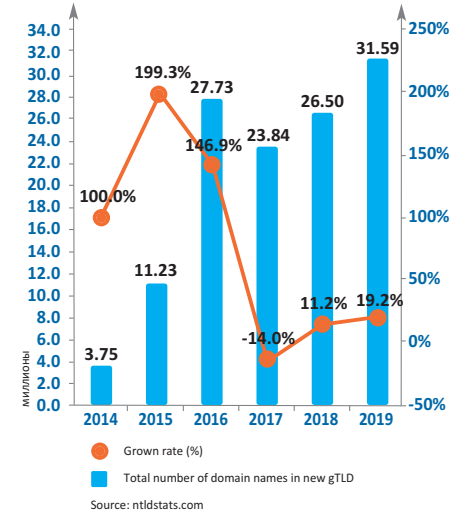


New gTLDs generally fared well, with total domain name registrations standing at about 29.3 million at the end of 2019, an increase of 5.5 million or 23.3% year on year. Interestingly, growth in the 3rd quarter of 2019 was roughly the same as in the year before: up 5.3 million registrations or 22.2%. At the same time, the share of new gTLD registrations is still less than 10% of the global total at 8.1%. The largest of the new domains was .ICU accounting

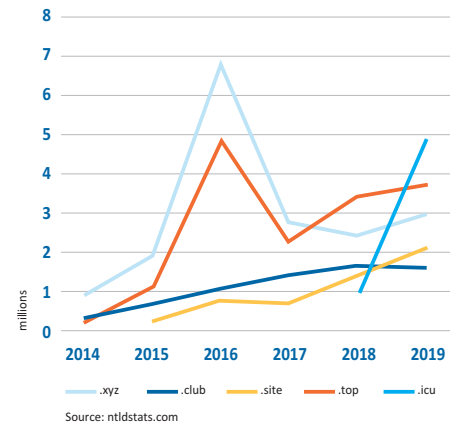
for 16.2% of new gTLD registrations, followed by .TOP and .XYZ.

For the new general top-level domain .ICU (I see you), 2019 was a big year. Registrations exceeded 1 million by summer, and today it has 4.8 million domain names. It took the domain a little over a year and a half to reach this mark, but its success is easily explained by the registry's pricing policy.

Total number of domain names in new gTLDs (mln)



TOP-5 new gTLD (by the end of 2019)



The cost of initial registration is about \$1-2, while renewal is about \$10. This naturally encouraged rapid growth in the number of registrations. However, most often it was not being done for a serious purpose: data from Google and Alexa indicate that the number of active websites in the .ICU zone is extremely low.

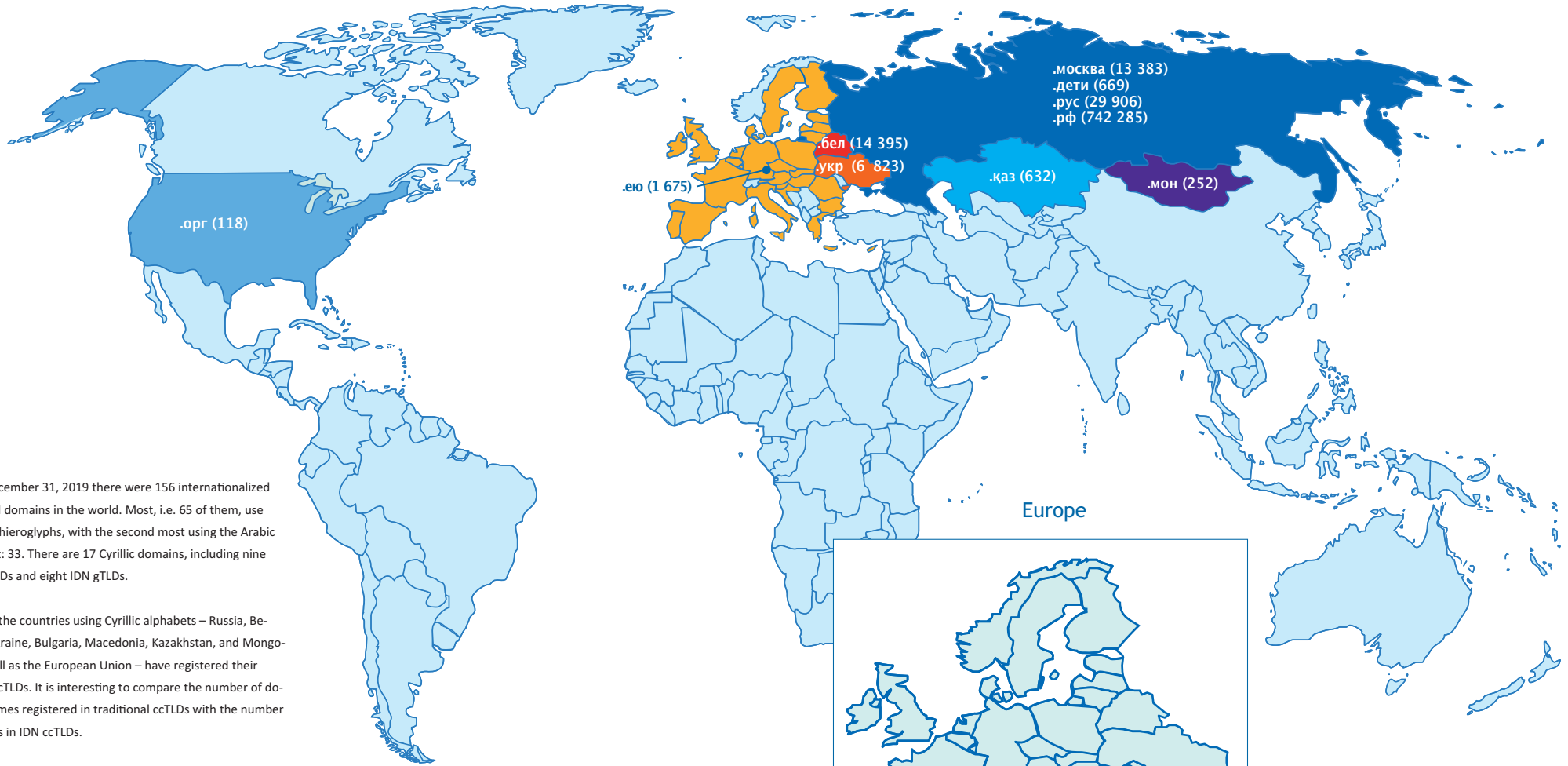
Furthermore, such low prices sometimes attract dishonest registrants. According to SpamHaus, in May 2019, the .ICU domain's malware rating was only 6.4%, meaning that 6.4% of all emails sent from mail servers in that domain were spam. This figure is close to .COM and is considered good enough. However, the .ICU malware rating almost tripled in June: 17.4% of all emails originating from that domain zone were spam.

The moment of truth for .ICU will come in 2020: domain names registered at low prices will need to be renewed at a higher price, and it is difficult to say how many of them actually will be renewed. There is a chance that the domain may lose up to half of its registrations in 2020.

In addition, the Chinese domain boom, which fueled the growth of the domain market some time ago, clearly passed its peak in 2019. The boom was largely the product of the launch and active promotion of new domain zones. Today China accounts for at least 25-30% of all registrations. We should also mention the .WANG domain, where Chinese registrations account for 99% of the total (about 950,000). But this is easily explained by the fact that the domain originally targeted China: the word wang is a Latin transcription of 网, which means "network" in Chinese. The popularity of such domains as .TOP, .VIP, .CLUB, and .SHOP in China is also understandable – they are all popular English loan words used in all countries, China included.



Cyrillic IDN in Russia and all over the world



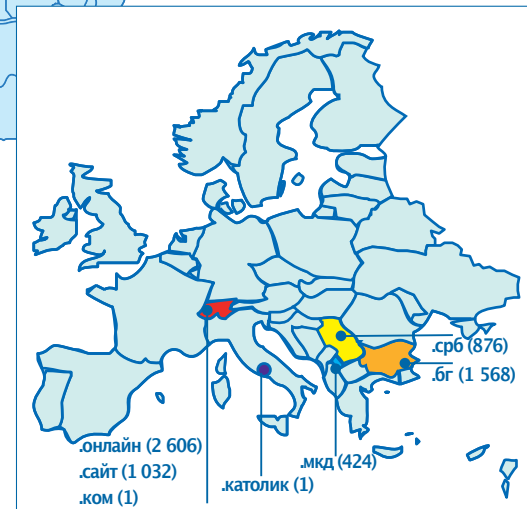
As of December 31, 2019 there were 156 internationalized top-level domains in the world. Most, i.e. 65 of them, use Chinese hieroglyphs, with the second most using the Arabic alphabet: 33. There are 17 Cyrillic domains, including nine IDN ccTLDs and eight IDN gTLDs.

Most of the countries using Cyrillic alphabets – Russia, Belarus, Ukraine, Bulgaria, Macedonia, Kazakhstan, and Mongolia as well as the European Union – have registered their Cyrillic ccTLDs. It is interesting to compare the number of domain names registered in traditional ccTLDs with the number of names in IDN ccTLDs.

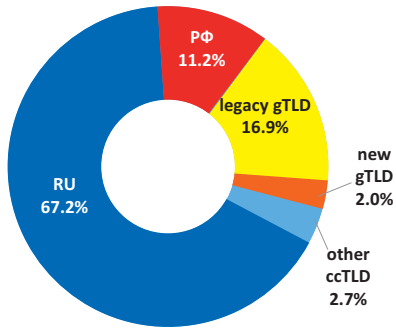
The Cyrillic ccTLDs in Russia and Belarus are developing most actively. There are almost 750,000 domain names registered in the Russian .рф and 14,500 in the Belarusian .бел. The correlation between the number of domain names in the Cyrillic and traditional ccTLDs is 15 percent and 10.8 percent, respectively. The Ukrainian IDN ccTLD .укр is also developing quite well, with 7,000 domain names registered in it.

As for IDN gTLDs, Russia also tops the list, with almost 30,000 names registered in .рvc and 13,400 names in .москва.

Europe



GTLDs registration rate in Russia

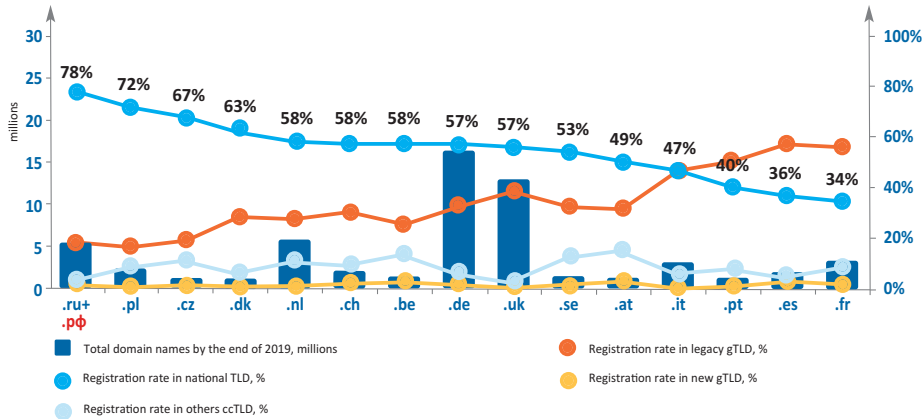


As for the prevalence of international domains around the world, the situation is currently quite stable: interest in new gTLDs has faded, and the number of registrations in the traditionally popular .COM and .NET zones remains steadily high.

The share of registrations of international top-level domains represented in Russia is not too high, at just over 21%. Incidentally, Russian users are the most patriotic: 78% of registrations are in the ccTLDs .RU and .PΦ. The second most popular are the traditional TLDs which account for almost 17% of all domain name registrations in Russia. New gTLDs or other ccTLDs are not of great interest to Russians – their shares are 2% and 2.7%, respectively.

Sources: statdom.ru, centr.org, ntlidstats.com

GTLDs registration rate in the world by the end of 2019



Sources: Coordination Center for TLD .RU/.PΦ, ccTLDs Registries, CENTR (centr.org)

.RU and .PΦ ccTLDs and the Internet growth in Russia



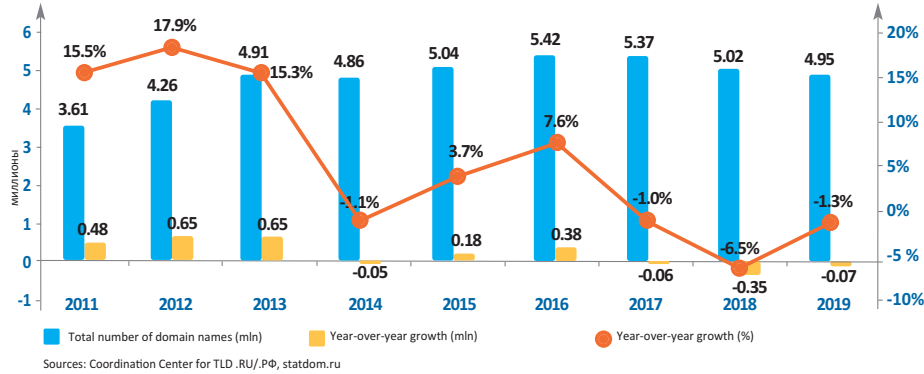


.RU and .PF ccTLDs

.RU is the fifth largest ccTLD in the world. At the end of 2019, it had 4,951,205 domain names, which was 124,954 names or 2.5 percent less than expected. Over 2019, a decrease of 66,617 or 1.3 percent was recorded in .RU. Over the same period of 2018, the decrease was 351,130 names or 6.5 percent.

crease of 66,617 or 1.3 percent was recorded in .RU. Over the same period of 2018, the decrease was 351,130 names or 6.5 percent.

Number of domain names and annual growth in .RU



A detailed analysis of the growth trend in .RU shows that the lowest segment of registrants (1 to 10 domains) is the most stable.

Registrants managing 11 or more domain names fell by almost 2,000 compared with last year to reach 34,700, or less than 2 percent of the total.

There are almost 2.1 million registrants in .RU, with over 80 percent owning only one domain. A detailed analysis of the .RU growth trend shows that in recent years moderate growth has continued in the lowest segment of registrants (1 to 10 domains). The total number of domain names in .RU fell 1.3 percentage points, down to 4,951,205 names in 2019, while the number of names in the category 1 to 10 grew 0.3 percentage points, adding 6,738 names.

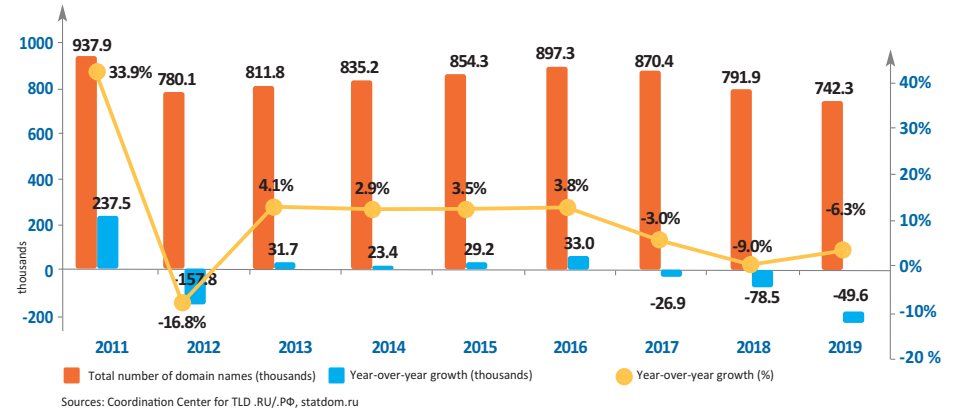
The table shows how domain names are distributed across registrants by the number of domain names managed by one registrant. Obviously, the largest group of registrants manages no more than 10 domain names each, on average 2 domain names per registrant. Just over 34,500 registrants manage an average of 47 domain names, and the number of such registrants is decreasing from year to year. Only 2 registrants own more than 50,000 (an average of 124,000) domain names.

	Domains			Registrants			Average (domains per registrant)		
	Dec. 17	Dec. 18	Dec. 19	Dec. 17	Dec. 18	Dec. 19	Dec. 17	Dec. 18	Dec. 19
1 to 10	3 089 610	3 088 030	3 081 067	2 012 610	2 052 294	2 059 032	2	2	1
11 to 50 000	1 988 977	1 648 460	1 620 864	40 283	36 505	34 673	49	45	47
over 50 000	290 365	281 365	249 274	2	2	2	145 183	140 666	124 637

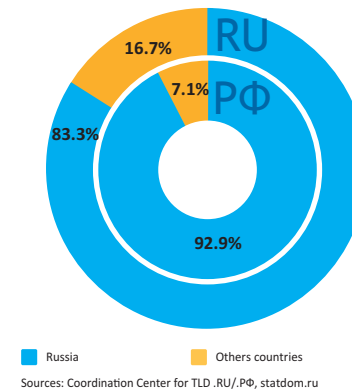
At the end of 2019, there were 742,285 domain names in .PF, which represents a loss of 49,617 names or 6.3 percent for the year, though .PF remained among the

largest internationalized domains in the world. There are almost 360,000 registrants in .PF, or a bit more than 2 domain names per registrant on average.

Number of domain names and annual growth in .PF

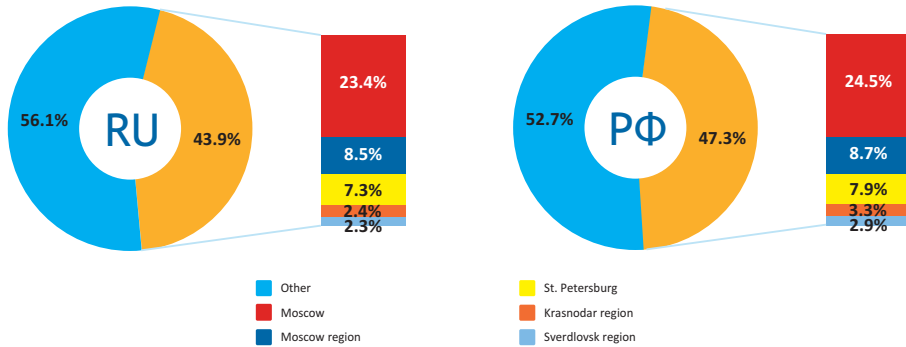


Geographic distribution of domain names in .RU and .PF



Russian gTLDs follow the global trends as far as the growth rates of registrations are concerned. Moreover, domain names continue to be redistributed between registrants, for whom these names primarily represent an investment, all of which benefits end users (registrants who manage 1 to 10 domains). This growth comes partly from the migration of users from new Russian gTLDs. The new gTLDs that belong to Russian organizations have lost a significant number of names, which corresponds with global trends. The movement of users from new gTLDs to ccTLDs is also in line with trends.

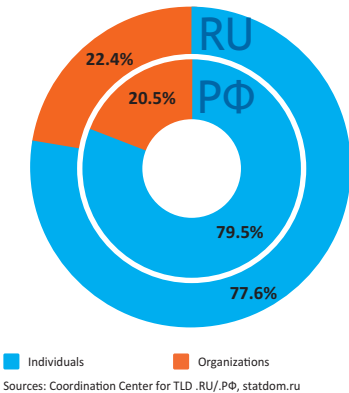
Geographic distribution of domain names in .RU and .PF by regions of Russia



Sources: Coordination Center for TLD .RU/.PF, statdom.ru

.RU is very popular with Russians: 83.3 percent of domain names are registered by Russians, concentrated in Moscow and the Moscow Region at 31.9 percent, followed by St. Petersburg at 7.3 percent, the Krasnodar Territory (2.4) and the Sverdlovsk Region (2.3).

Domain names distribution by registrants



Sources: Coordination Center for TLD .RU/.PF, statdom.ru

The geographical distribution of domain names in .PF basically mirrors that of .RU with one difference: Russians registered 92.9 percent of .PF domain names.

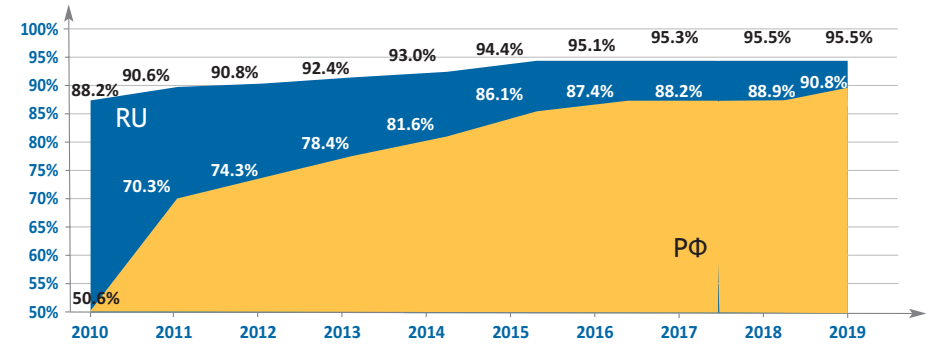
Overall, the top five Russian regions accounted for about half of all registrations of Russian domain names: 43.9 percent of domain names in .RU and 47.3 domain names in .PF.

The distribution of domain names between individuals and legal entities in .RU and .PF has been the same for several years: 77.6 percent of domains in .RU are registered by individuals (79.5 percent in .PF) and 22.4 percent by legal entities (20.5 percent in .PF).

Regarding the ratio of individuals and legal entities as domain name registrants, the picture is similar. There are 2.1 million registrants in TLD .RU, and 1.7 million, or 81 percent, of them are individuals; 89 percent of registrants in .RU are Russian citizens.

As of January 1, 2019, there were 358,000 domain name registrants in TLD .PF, with 283,000 of them (or 79 percent) individuals. Almost 93 percent of registrants in .PF are Russian citizens.

Growth, delegated domains in .RU vs .PF



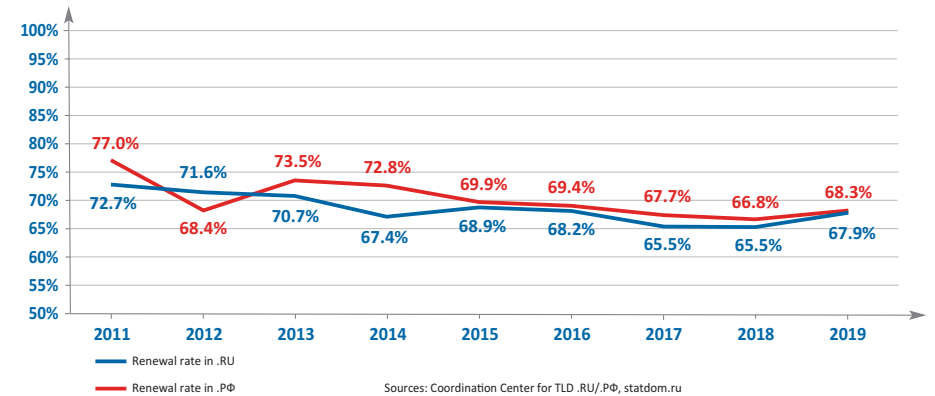
Sources: Coordination Center for TLD .RU/.PF, statdom.ru

The share of delegated domains remains stable with a small upward trend in both Russian ccTLDs. For example, 90.8 percent of the total number of domains in .PF and 95.5 percent in .RU are delegated as of the end of 2019.

In 2019, after several years of decline, the share of renewals of domain names in .RU and .PF began to grow. In 2019, 1.5 percentage points domain names more than in 2018 were renewed in .PF, or 68.3 percent of the total number, and 2.4 percentage points or 67.9 percent in .RU.

Every day, an average of 4,500 new domain names are registered in .RU, with 95 percent or 4.3 million domain names actively used, which is a very high level for a TLD. As many as 29.7 percent of .RU domain names are older than 5 years, and 30.3 percent are younger than 1 year. In .PF, about 650 domain names are registered every day, and 88 percent of the registered names are actively used. Almost 17 percent of domain names in .PF are older than 9 (!) years, that is, they were registered within a year of the .PF launch, while 26 percent of domain names in .PF are younger than 1 year.

Renewal rate .RU vs .PF

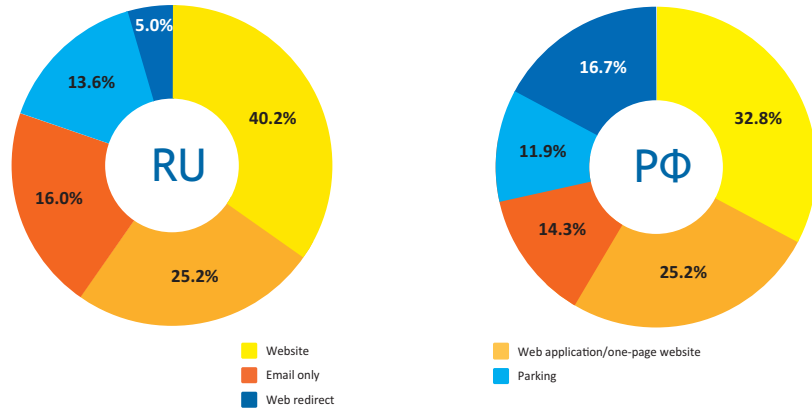


Sources: Coordination Center for TLD .RU/.PF, statdom.ru

Goals of use of domain names in .RU and .PF

Every third platform (32.8 percent) in the .PF Cyrillic domain has fully functioning websites and another 24.4 percent are used for business card websites and web applications. Fully functioning websites account for 40.2 percent

of all domain names registered in .RU, and 25.2 percent are for businesses and web applications. “Parking” accounts for 11.9 percent in .RU and 13.6 percent in .PF, which means the latter is used in a more methodical way.



Sources: Coordination Center for TLD .RU/.PF, statdom.ru

Analysis of .RU usage characteristics

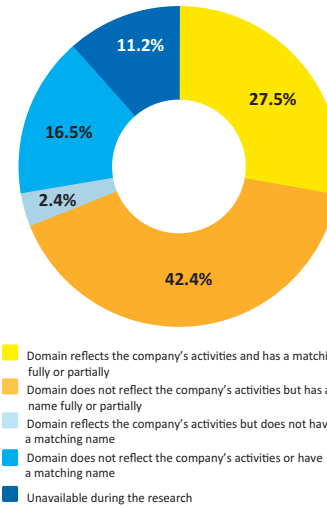
In December 2019, RAEC was commissioned by the Coordination Center for TLD .RU/.PF to conduct research on .RU usage characteristics and the domain name’s suitability for the company’s profile. As part of the research, a sample of domains was classified by type of activity of their users (owners) on the basis of the OKVED ((All-Russian Classifier of Types of Economic Activity) alphabetical code, which means they were divided into 21 groups and assigned letters from A to U.

The analysis revealed Runet’s flagships: four areas that total 55 percent of the domain space. Most of the users (owners) in .RU can be classified as wholesale and retail business such as car and bike repair (24 percent), followed by information

and communications (13 percent), with third place a virtual tie between culture, sports, entertainment (9 percent) and professional, science and technology (8 percent).

Another significant share of Runet, 23 percent in total, is occupied by a subgroup of six spheres accounting for about 3-5 percent of domain names, with an average level of domain distribution. These are construction (5 percent), processing industries, education and other services (4 percent each) as well as administrative and additional services and healthcare and social services (3 percent each). This means that 10 out of 21 OKVED activities account for three-fourths of .RU.

Domain name’s compliance with the company’s name and activities



Sources: Coordination Center for TLD .RU/.PF, statdom.ru

About 40 percent of domain names in .RU perfectly match the name of company, user or name associated with the website. Another 29 percent partially match the user name, and another 20 percent have nothing in common with the name of the company or individual associated with the website.

The highest share of perfect matches between domain name and company name is found among online stores at 55 percent, while partial matches accounts for 27 percent (less than the average for all domains). Second place is held by landing pages: 49 percent perfect matches and 27 percent partial matches (less than the average for all domains).

For the most numerous type of websites – business websites – 44 percent are perfect matches and 36 percent are partial. The numbers are similar for information websites: 43 percent are perfect matches with the domain name and 33 percent are partial. For business card websites, 43 percent are a perfect match and 32 percent are partial.

New services

In June 2019 the Coordination Center for TLD .RU/.PF launched an updated version of the Domains and Trademarks online service. The service automatically checks for matches with registered trademarks and domain names in the .RU and .PF gTLDs. The updated version can find not just trademarks registered and/or protected in the Russian Federation that match the given domain name, but also domain names in .RU and .PF that sound similar to the trademark. Designed with copyright holders in mind, this free service offers them a tool to quickly identify potential violations for the purposes of pre-trial settlement of domain disputes. It was developed by the Coordination Center together with Online Patent that previously developed a digital platform to manage patents and trademarks.

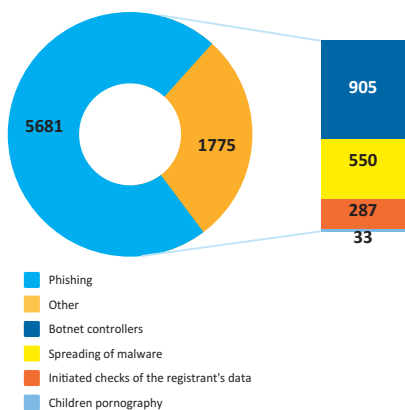
In 2019, the Coordination Center successfully completed a project it began in 2018 to develop a methodology to assess the market value of second-level domain names in .RU and .PF on the secondary domain name market. The Coordination Center’s aim was to develop valuation methodology and register the standard for domain name valuation in .RU and .PF on the secondary market in compliance with Russian law on assessment activities. Work on the project involved a subcontractor, Euroexpert. By the end of 2018, the first stage of the project was complete. The second stage – analyzing prices of transactions involving second-level domain names on the secondary domain name market – was completed in 2019, as was the third stage during which the methodology to assess the market value of second-level domain names in .RU and .PF on the secondary market was developed.



Security in the Russian domain space

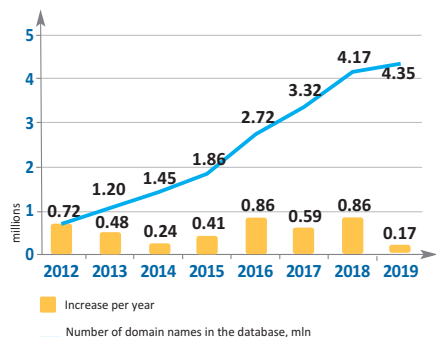
The Coordination Center for TLD .RU/.Pφ cooperates with 10 competent organizations: Safe Internet League, Group-IB, Kaspersky Lab, RU-CERT, Regional Public Center of Internet Technology (ROCIT), the Federal Service for Supervision of Communications, Information Technology and

Domains' distribution according to the type of malicious activities (2019)



Sources: Coordination Center for TLD .RU/.Pφ, statdom.ru

Netoscope database



Source: <http://netoscope.ru>

Mass Media (Roskomnadzor), BIZone, Bank of Russia, Dr. Web and the National Coordination Center for Computer Incidents (NKTsKI). An agreement with the National Coordination Center for Computer Incidents was signed on June 29, 2019.

An analysis of the of offending domains by type of malicious activity showed that most were connected with phishing (5,681 notifications, or 76.2 percent of the total), followed by botnet controllers (905 notifications, or 12.1 percent), websites used to spread malware (550, or 7.4 percent) and websites with child sex abuse imagery (33, or 0.4 percent). Relevant authorities sent 287 requests (3.8 percent) for verification of registrant credentials.


In 2019, the delegation of 6,687 domain names was cancelled at the order of the relevant authorities. 457 domain names avoided cancellation after the domain registrant swiftly rectified the cause of the block or the hosting provider blocked the site immediately. In 154 cases, delegation was restored by order of the corresponding authority after the cause of the block was rectified. In 81 cases, the registrars did not find sufficient grounds to cancel delegation or initiate an inspection of the registrant.

At the end of 2019, delegation was cancelled or the website blocked by the hosting provider in 93.8 percent of the total number of cases identified by the relevant authorities.

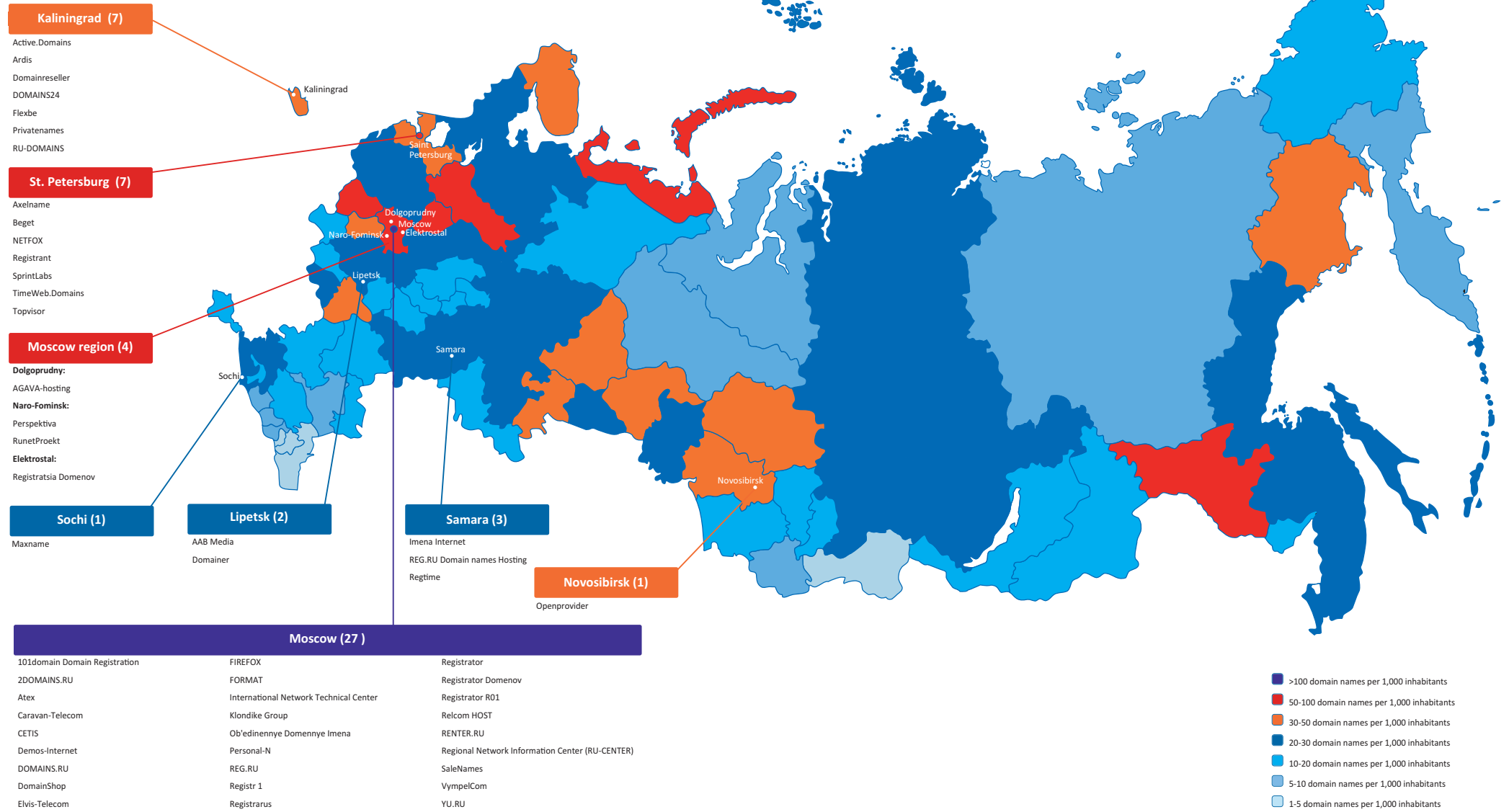
In total at the end of 2019, 26 registrars were used by relevant authorities to send notifications via the information system.

In 2019, information on 174,469 domain names was added to the database of the Netoscope information and analysis project, including 121,558 (69.7 percent) second-level domain names in .RU, .Pφ and .SU and 52,911 (30.3 percent) third-level domains or lower.

Russian domain name registrars

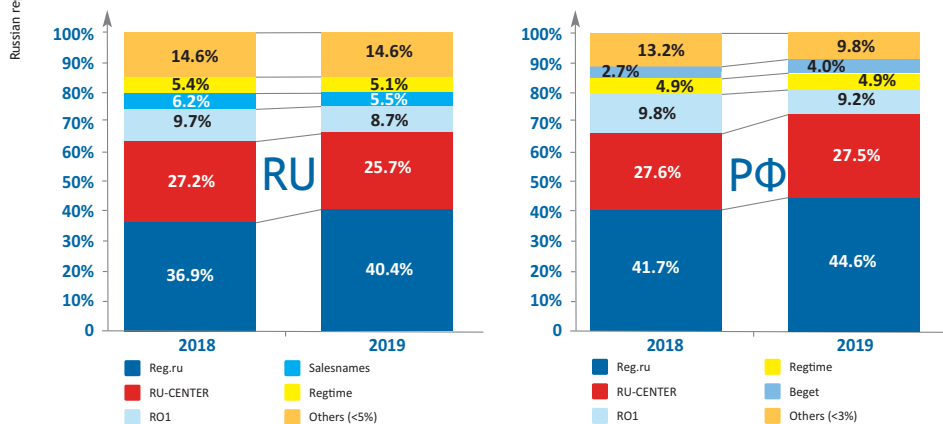


Russian domain name registrars 52 registrars in 10 cities





Russian domain name registrars in .RU and .PF (by the end of 2019)



Source: Coordination Center for TLD .RU/.PF, statdom.ru

As of December 31, 2019, there were 52 registrars accredited in .RU and .PF. The Coordination Center for TLD .RU/.PF is constantly working with new candidates for accredited registrars. As a result of this accreditation is given to new companies. All told, five new registrars received accreditation in 2019. On July 9, 2019, the Coordination Center signed an Accreditation Agreement with Flexbe from Kaliningrad. On July 22, 2019, a new registrar from Moscow, Klondike Group LLC, successfully got accreditation. In August 2019, after passing technical tests, these registrars began to provide services. At the end of 2019, three more registrars were accredited: SprintLabs from St. Petersburg – this registrar will begin to provide services after successfully passing technical tests; DOMAINS24 and RU-DOMAINS from Kaliningrad.

In 2019, there was a minor redistribution of domain names in the .RU domain in the top three registrars, as well as among some other registrars. The share of the largest registrar REG.RU increased by 3.5 percentage points from 36.9 percent to 40.4 percent. At the same time, the share of the second largest registrar RU-CENTER decreased from 27.2 percent to 25.7 percent (by 1.5 percentage points). The share of the third registrar R01 also decreased by 1.0 percentage points, from 9.7 percent to 8.7 percent. The total market share of the three largest registrars (REG.RU, RU-CENTER and R01) increased by 1.1 percent; this share amounted to 74.8 percent of registrations in .RU by the end of 2019. The market share of individual registrars varies, as a rule, within small

limits +/- 0.5 percent. In 2019, two registrars (NAUNET and ARDIS) left the group of registrars with a market share of over 1 percent. The BEGET registrar continues to show positive growth dynamics in the number of registered domains. In 2019, BEGET was able to increase its market share by 1.3 percentage points.

In 2019, REG.RU increased its share by 2.9 percentage points in .PF, and with a result of 44.6 percent, it ranks first in the number of registered domain names in .PF. The share of RU-CENTER slightly decreased from 27.6 percent in December 2018 to 27.5 percent in December 2019 (the share decreased by - 0.1 percentage points). The third place, like in .RU, is occupied by R01. In 2019, the share of R01 decreased by 0.6 percentage points, from 9.8 percent at the end of December 2018 to 9.2 percent at the end of December 2019.

The total representation of the top three leaders .PF (REG.RU, RU-CENTER and R01) in 2019 increased by 2.2 percentage points and amounted to 81.2 percent. Registrars with a share of more than 1 percent experienced minor changes – in 2019, Beget increased its share by + 1.3 percentage points, and was ahead of RD with a share of 4.0 percent. TIMEWEB increased its share by + 0.7 percentage points. At the end of 2019, two registrars, SALENAMES and NAUNET, left the group of registrars with a market share of more than 1 percent, the rest of the distribution of domain names in .PF by registrars remains stable.

.RU is 25 years old





Issuing an anniversary stamp

On April 5, 2019, a stamp dedicated to the .RU ccTLD was issued. It depicts the .RU ccTLD against the background of HTML codes. In addition to the stamp, a first day cover and a special postmark were released for Moscow. The stamp issue marked the 25th anniversary of .RU. The cancellation ceremony took place on April 8, 2019, during the 10th Russian Internet Governance Forum (RIGF 2019).

RIGF 2019

The 10th Russian Internet Governance Forum (RIGF 2019) was held in Moscow on April 8, 2019. The forum focused on the anniversary of .RU and Runet. First Deputy Chief of Staff of the Presidential Executive Office Sergei Kiriyenko read a message of greetings from President of Russia Vladimir Putin to the participants in the forum and congratulated everyone on the 25th anniversary of .RU and Runet.




RIF 2019

On April 17-19, the 23rd Russian Internet Forum (RIF 2019) took place at the Lesnye Dali guest house outside Moscow. The main event of 2019, the 25th anniversary of Runet and the .RU ccTLD, became the key topic of RIF 2019. Prime Minister of Russia Dmitry Medvedev, State Duma Deputy Leonid Levin and other officials sent their greetings to the forum participants. During all the three days of RIF 2019, visitors of the Coordination Center's stand could take part in contests prepared by .RU and .рф accredited registrars and win souvenirs. The Coordination Center's tent hosted a championship on the Explore the Internet & Govern It! online game. All the prizes and gifts for the champions and participants were related to .RU's anniversary.

Digital Dictation 2019

The entire week of May 18-24, 2019 was dedicated to the Digital Dictation: a large test of IT literacy in Russia. Its events were held at 67 venues in 57 Russian cities. The official opening ceremony in the Moscow office of Avito was attended by over 300 people. Over 50,000 Russians took part in the dictation in total.



APriGF 2019

On July 16-19, 2019, the Asia Pacific Region Internet Governance Forum (APriGF 2019) took place on Russky Island in Vladivostok. The Coordination Center for TLD .RU/.рф hosted this international forum. The section dedicated to the 25th anniversary of .RU and Runet was an important event of APriGF 2019. Russian internet governance was discussed at the section. Russian and foreign participants also spoke about the development of the internet based on the principles of multistakeholderism and consideration for all parties' opinions.

RUNIT25 IT race

On August 11, 2019, the largest IT race, RUNIT25, dedicated to the 25th anniversary of .RU, took place in Izmailovo Park with the support of the Coordination Center for TLD .RU/.рф. Over 1,100 athletes ran the race, including representatives of IT companies and large IT holdings, designers, developers, programmers and people otherwise connected to high technology. There were also races for the youngest participants: 300 meters for children aged four to six and 600 meters for those aged above seven.




TLDCON 2019

On September 11-12, 2019, the 12th international conference for ccTLD registries and registrars of CIS, Central and Eastern Europe, TLDCON 2019, took place in Vilnius, Lithuania. The conference brought together 120 participants from 20 countries. It focused on analyzing the processes that occurred in Eastern European ccTLDs over the last quarter of a century. Many of them, like .RU, marked their 25th anniversary in 2019.

Internet for All

On September 19, 2019, the Internet for All social documentary, created by the Social Cinema Foundation at the request of the Coordination Center for TLD .RU/.рф, premiered at the Moscow Cinema House. The film marks the 25th anniversary of the Russian ccTLD .RU. Internet for All is a collection of 11 short stories about people from different parts of Russia. It shows how the internet and new technologies are social elevators, thanks to which everyone can fulfill their dream. People of different ages, professions, and destinies describe how the internet helped them make their plans and dreams come true.



RIW 2019

On December 12-13, 2019, Russian Internet Week (RIW 2019) took place at the World Trade Center. In the year of Runet's 25th anniversary, the Coordination Center for TLD .RU/.рф became a special partner of the main event of the internet industry. RIW 2019 served as a kind of culmination in the celebrations of the 25th anniversary of ccTLD .RU. Over 50,000 people took part in these celebrations between April and December. During the two-day-long forum, the Coordination Center held numerous events for the participants and guests of RIW 2019: quizzes, giveaways, workshops, meetings with its partners and award ceremonies for winners.

Runet Award 2019

On December 12, 2019, the 16th awards ceremony of the Runet Award, a national prize for contributions to the development of the Russian segment of the internet, was held at the Pashkov House in Moscow. The Coordination Center for TLD .RU/.рф was both the organizer of the Runet Award and a partner of one of the categories. In the category For a Contribution to the Development of the .RU Domain Zone, three Russian registrars won prizes: Reg.ru, RU-CENTER and a young registrar, Beget. Another category was devoted to the 25th anniversary of the .RU domain and Runet.

