

Russian Domain Space 2018: Outcomes and Development Prospects



COORDINATION CENTER
FOR TLD .RU/.RF

cctld.ru | кц.рф



2018 results in figures

5 million domains in .RU

0.8 million domains in .РФ

6.2 million domains in Russia

139 million domains in .COM

349 million domains in the world


27 million domains in new gTLDs

1,232 new gTLDs delegated

314 ccTLDs delegated (including IDNs)

388 languages used on the Internet

54.9% of the information on the Internet is in English



Contents

- 3** Russian domains in the global domain space
- 11** .RU and .РФ ccTLDs and the Internet growth in Russia
- 17** Russian domain name registrars
- 21** Coordination Center's social and marketing programs





Andrei Vorobyov
Director of Coordination Center
for TLD .RU/.PФ

Friends,

You are holding the tenth, anniversary issue of the ‘Russian Domain Space: Results and Development Prospects’ analytical report. As per tradition, we would like to share the information we have collected, talk about our observations and conclusions, and offer our view of the development trends on the domain registration market.

Last year was not an easy one for national domains all over the world: ccTLDs saw moderate growth or even decline. At the same time, the Russian ccTLDs, .RU and .PФ, managed to defend their positions in the global rankings: .RU is still the fifth largest national gTLD in the number of registered domain names, and .PФ is in the European top 20 and is one of the largest IDN domain.

Since the beginning of 2018, over 1.4 million new domain names have been registered in .RU. In addition, the number of .RU domain administrators has grown by 36,470, or 1.8 percent, over the previous year. Almost 83 percent of domain names in .RU have been registered by Russian citizens, and foreign administrators represent over 200 countries.

During the same period, over 200,000 new domain names were registered in .PФ, with about 800 domain names regis-


tered every day, on average. Almost 17 percent of all .PФ domains are more than eight years old, which means they were registered during the first year of the domain’s existence. Non-residents account for almost 7 percent, or 55,083 domain names.

It is noteworthy that the share of domain names registered by Russians in new gTLDs declined significantly last year. There were 5.7 percent of these domains in 2017, but only 0.4 percent by the end of 2018. The share of ccTLDs used in Russia increased from 78.3 to 80.9 percent.

The .RU and .PФ Russian ccTLDs are still in demand by Russian users, which trust them. For over 25 years .RU has been the leader on the Russian domain registration market. The 25th anniversary is being celebrated under the slogan “.RU, a Territory of Trust” this year.

Last year saw many other events that influenced the development of the Russian and global domain space and the internet in general. All of them can be found in our report. I am sure that it will prove interesting for our audience and that everyone will find something useful and important in it.

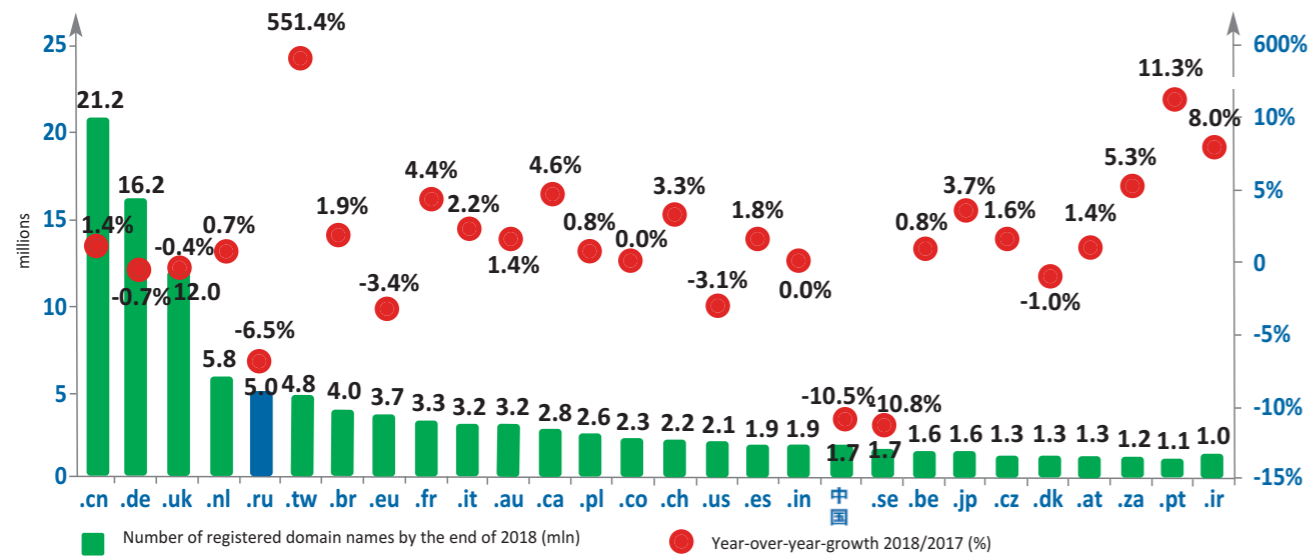
Yours sincerely,
Andrei Vorobyov



Russian domains in the global domain space



Largest ccTLDs, by the end of 2018



Sources: Coordination Center for TLD .RU/.PF, ccTLDs Registries, CENTR (centr.org)

The year 2018 closed with 27 country-code top-level domains (ccTLDs) topping 1 million domain name registrations, including two that crossed the 1 million mark last year -- the country domains of Portugal and Ireland. In relative terms, they showed the highest rates of growth among the largest ccTLDs (over 1 million names), an increase of 11.3% and 8.0%, respectively.

The South African .ZA ccTLD ranked third by growth rate, up 5.3%. The other biggest ccTLDs grew below 5% in 2018, while seven domains (25% of the total number) showed negative growth including Germany (.DE), Great Britain (.UK), Russia (.RU), the European Union (.EU), Sweden (.SE) and Denmark (.DK).

In 2018, the domain .CN continued its growth: for the year it grew by 1.4%, which is comparable to the results of 2017 - the growth then amounted to 1.2%. And here's the national IDN .中国, which showed a phenomenal growth of 299.8% in 2017, lost its position in 2018 - the reduction of the number of domain names in it was -10.5%.

Also, the graph does not show data for the Tokelau (.TK), Mali (.ML), Central African Republic (.CF), Gabon (.GA) and

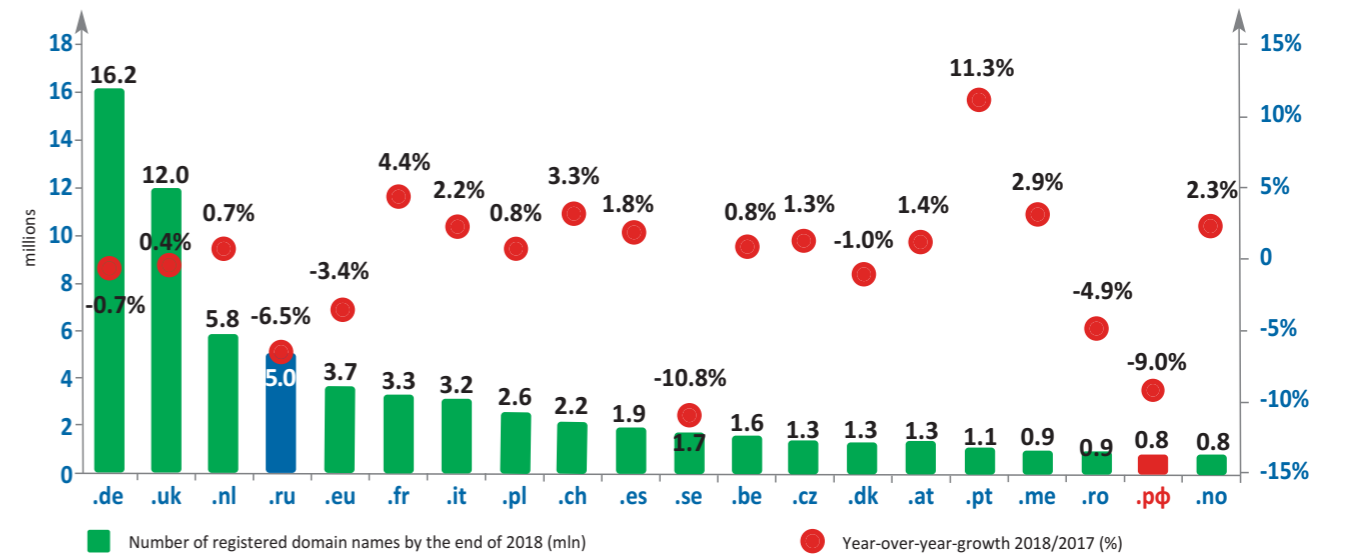
Equatorial Guinea (.GQ) domains. Although these countries exceeded the 1 million registration mark in 2018, they practice free registration from companies like Freenom (partner of the.TK registry).

It should be noted that 2018 saw an increase in demand for African domain names, with eight of Africa's ccTLDs growing by more than 100% - Zimbabwe .ZW (up 1,588%), Equatorial Guinea .GQ (up 478%), Egypt .مصر (up 467%), Mali .ML (up 443%), Gabon .GA (up 289%), Central African Republic .CF (up 251%), Democratic Republic of Congo .CD (up 116%) and Mozambique .MZ (up 104%).

Their booming growth is attributed not only to the free distribution of domain names in some ccTLDs, but also to rapid internet penetration on the continent.

It is worth noting that one IDN made it to the 1 million plus ccTLDs - the Chinese domain .中国 - which had 1.9 million registrations by the end of 2017. In 2018 in the domain .中国 has been a slight decline in the number of domain names, but overall it is following in the footsteps of its "big brother" and becoming a leader among national IDNs.

Top 20 European ccTLDs, by the end of 2018

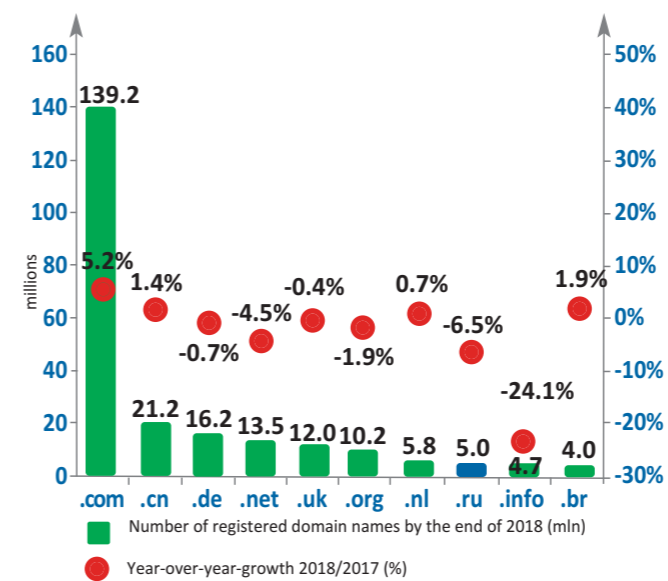


Sources: Coordination Center for TLD .RU/.PF, ccTLDs Registries, CENTR (centr.org)

The decrease in the number of domain names in .UK is primarily due to the termination of 32,813 names used for criminal purposes at the request of the police or other law enforcement agencies (the deletion took place from November 1, 2017 to October 31, 2018). It is also possible that users transitioning from third-level to second-level domains terminated their third level registrations without registering analogues at the second level.

The .EU zone also recorded an outflow of 3.4%. Representatives of EURid cite two reasons to explain this. First, there is the tighter crackdown on the illegal use of domain names. In the fourth quarter of 2018, 36,520 domains in the .EU zone were blocked for various violations. The second negative factor is Brexit, the UK exiting the European Union. Earlier, the EURid registry announced that British domain name administrators may lose their domains in May if the British government and the EU do not agree on exit terms before March 29. So far, no such agreement has been reached, which naturally worries administrators. In the fourth quarter of 2018, the number of .EU domains registered to UK addresses dropped by 32,173.

Top 10 TLDs, by the end of 2018



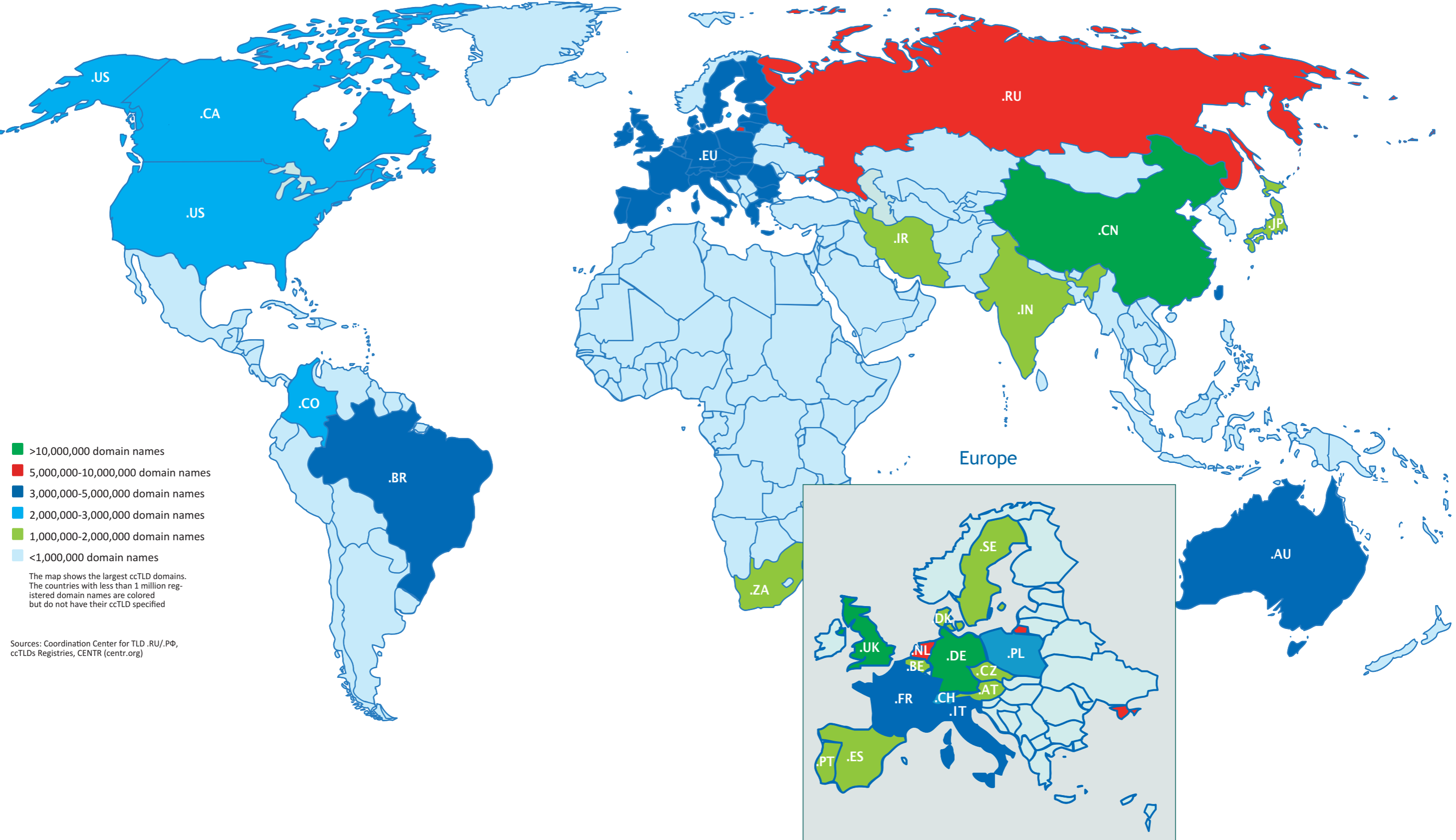
Sources: Coordination Center for TLD .RU/.PF, TLD registries

A general stagnation was recorded across the largest ccTLDs, with no significant spikes or drops. It is becoming apparent that domain users and investors are shifting attention from ccTLDs to new gTLDs. Sales of domain names in new gTLDs are increasingly winding up in sales rankings on the secondary market, which certainly attracts the attention of domain investors. According to DN Journal, in 2018 the total revenue from registrations of new gTLDs included in the top 100 largest transactions in the domain market was twice the respective amount in ccTLDs. Next year will show whether this is a one-off event or the beginning of a new trend. At the same time, in terms of volume, new gTLDs are still below ccTLDs.



Russian domains in the global domain space

ccTLD domain names by countries

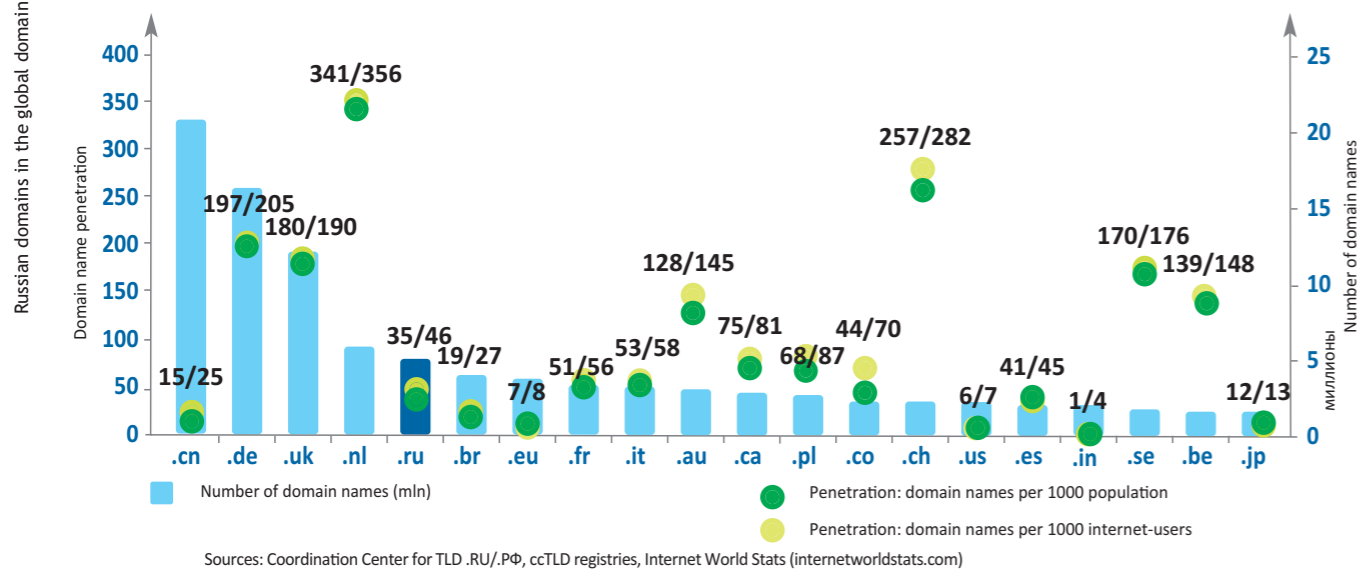


The map shows the largest ccTLD domains. The countries with less than 1 million registered domain names are colored but do not have their ccTLD specified

Sources: Coordination Center for TLD .RU/.PH, ccTLDs Registries, CENTR (centr.org)

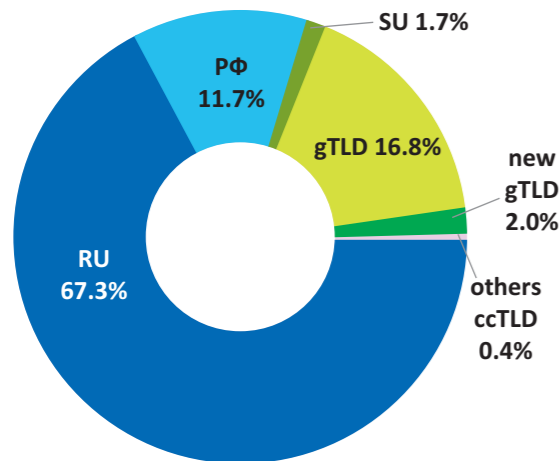


Market penetration (domain names per 1000 population/internet-users)



The highest penetration rate of domain names per 1,000 residents and per 1,000 internet users was observed in the Netherlands: 356 domain names per 1,000 users. Switzerland, Germany and the UK also have high penetration rates. In the .RU zone, there are 46 domain names per 1,000 users and 35 domain names per 1,000 residents.

TLD breakdown in Russia



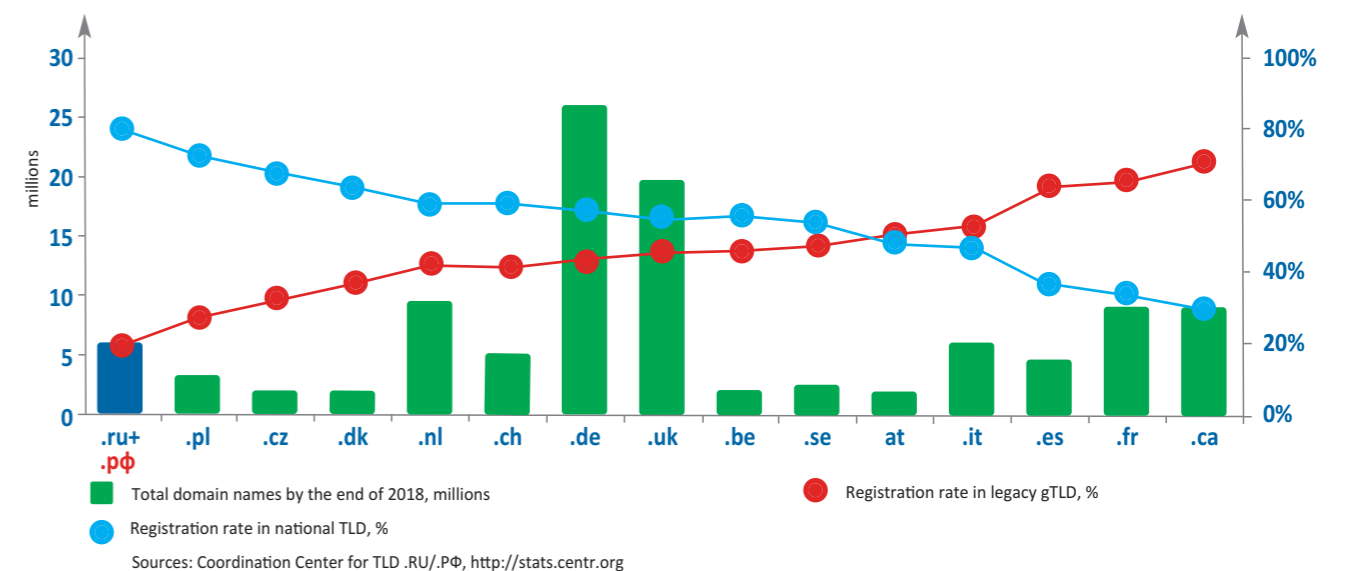
Total new gTLD domain name registrations were approximately 27.0 million at the end of 2018, an increase of 14%, which offset the 2017 decline and came close to the 2016 level of 27.6 million domain names in new gTLDs.

The .TOP domain showed the highest growth for the year in absolute terms (up 1.8 million registrations), closing the year with 3.9 million domain names and securing leadership of the new gTLDs ranking in terms of the number of registered names. The domains .XYZ (2.3 million) and .LOAN (2.2 million), moved to second and third place, respectively, from first and second place at the end of 2017.

Overall, by the end of 2018, the number of million-plus gTLDs remained unchanged from 2017: there were more than 1 million registrations in five top-level domains, only .ONLINE replaced .WIN on this list.

Along with .TOP, the top 5 new gTLDs in absolute growth also included .SITE, .CLUB, .ONLINE, and .APP. The .ONLINE domain added 380,000 registrations over the year, reaching the 1 million milestone.

GTLDs registration rate in the world by the end of 2018



Along with .TOP, the top 5 new gTLDs in absolute growth also included .SITE, .CLUB, .ONLINE, and .APP. The .ONLINE domain added 380,000 registrations over the year, reaching the 1 million milestone.

Among the top 10 new gTLDs in terms of absolute growth, the .APP and .ICU domains should be noted, in which open registration started in May 2018. The .APP domain, managed by Charleston Road Registry (owned by Google Inc.), has

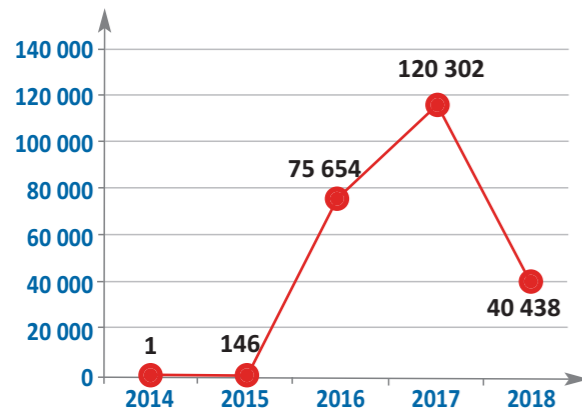
grown by 354,469 names, ranking fifth in absolute growth among all new gTLDs. The .ICU domain (pronounced "I See You"), owned by Registry Shortdot SA from Luxembourg, has grown by 290,185 names, ranking eighth in absolute growth. One third of them (95,000) are three or four-character domain names, including four-letter all-consonant domains without "V," which are popular among China's domain investors.

Ton 10 new gTLDs by growth	Gain
.top	1 806 696
.site	425 574
.club	389 286
.online	380 329
.app	354 469
.work	351 941
.ooo	293 765
.icu	290 185
.ltd	276 335
.fun	149 736

Ton 10 new gTLDs by outflow	Loss
.win	-571 552
.wang	-466 344
.bid	-241 610
.xyz	-217 683
.loan	-184 762
.kiwi	-182 568
.xin	-152 976
.men	-134 140
.pyc (xn--p1acf)	-79 864
.vip	-75 757

Russia's New Top Level Domains

.РУС (2014-2018)



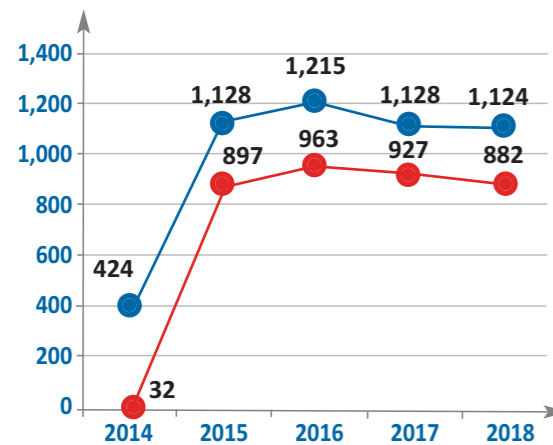
Source: ntlstats.com

Total domain name registrations in the new gTLD zones managed by Russia-based registries were 78,700 at the end of 2018, down 82,000, or 51% year-on-year, due to a significant number of registrations terminated in the .PVC zone last year.

The .PVC domain with 40,438 registrations by the end of 2018 is the leader among the new domains in Russia, and fourth out of the 95 new IDN gTLDs, quite close behind three IDNs in Chinese – 8,500 and 3,500 behind second and third place, respectively. In second and third place are the domains .MOSCOW and .МОСКВА with 20,199 and 15,994 registrations, respectively.

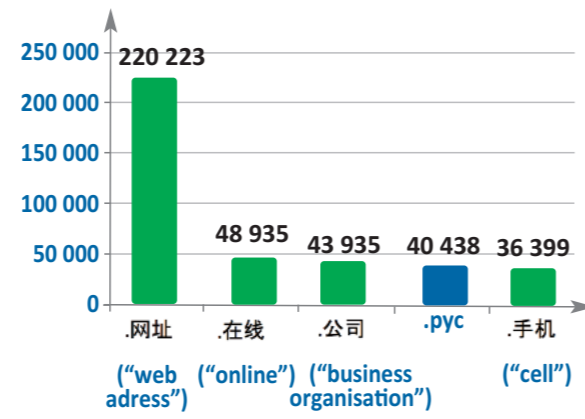
Starting from 2016, these domain zones have been showing a

.ДЕТИ and .TATAR (2014-2018)



Source: ntlstats.com

Top 5 IDN new gTLDs (2018)

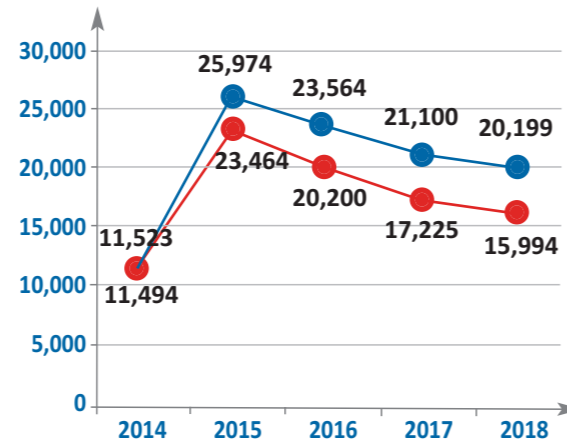


Source: ntlstats.com

downward trend of 4% to 15% annually. .MOSCOW ranks 11th among the 53 geographic new gTLDs, and sixth among new gTLDs related to capital cities, after Tokyo, London, Berlin, Amsterdam and Paris.

Fourth place among the new domains in Russia went to .ДЕТИ, while fifth place went to .TATAR. The number of registrations in both domain zones is fairly stable (annual fluctuations within 8% over the past three years). Both are community new gTLDs, with very specific requirements for potential domain administrators, which makes these domains niche players. Their registries are specifically concerned about the quality and security of resources hosted on registered domains in those zones.

.MOSCOW and .МОСКВА (2014-2018)



Source: ntlstats.com

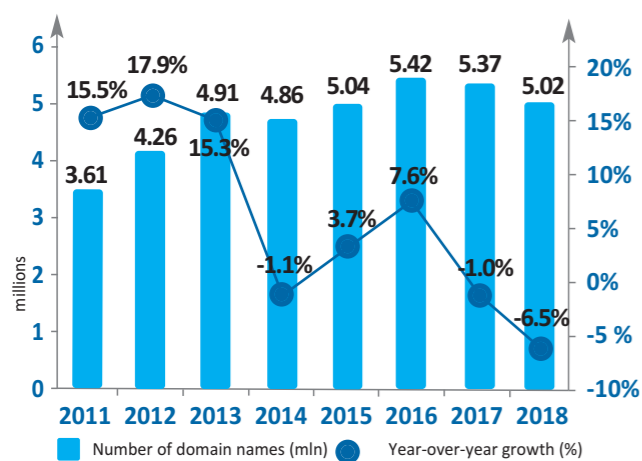
.RU and .РФ ccTLDs and the Internet growth in Russia



.RU and .PF domains and the development of Russian Internet

The year 2018 closed with an outflow from both Russian ccTLDs, .RU and .PF. In .RU, registrations decreased by 351,130 or 6.5%, in .PF, by 78,501 or 9.0%. The .RU domain zone still ranks fifth among the largest ccTLDs. Overall, Russia's domain zone shrank by 429,631 domain names, or by 6.9% in 2018.

.RU stats



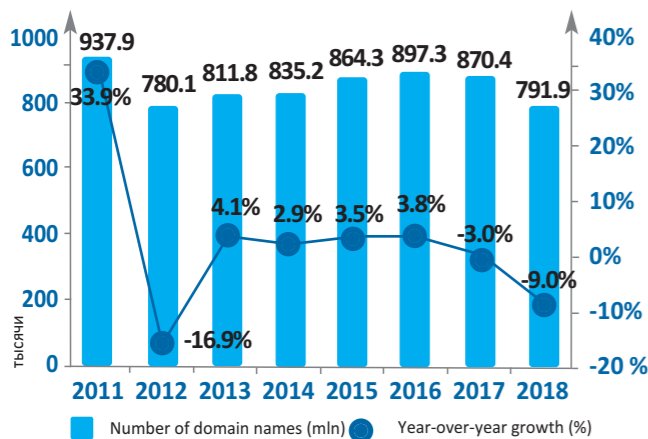
Source: Coordination Center for TLD .RU/.PF, statdom.ru

One of the main reasons for the outflow in the .RU and .PF zones is the registration renewal price hike from July 1, 2017. Notably, the outflow is due to the termination of domain names registered by domain investors (administrators with portfolios of more than 100 domain names).

The number of domain name administrators in .RU grew by 36,470 in absolute terms or by 1.8% over the year. As a result, the number of domain names per administrator decreased to 2.4 – from 2.6 a year ago, and 3.0 five years ago.

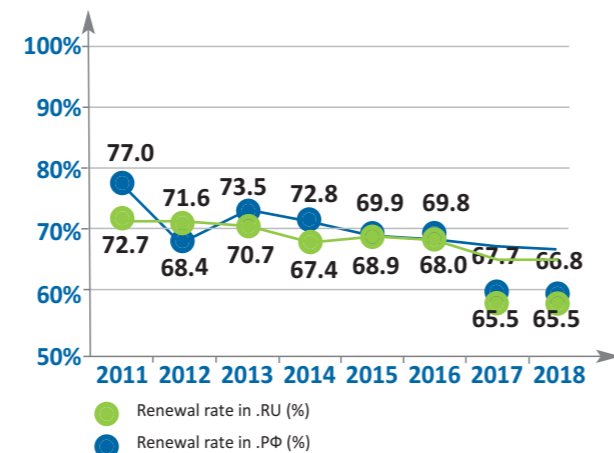
In .PF, the number of administrators also decreased in 2018, but not as much as registrations. As a result, the number of domain names per administrator fell to 2.1, from 2.3 a year ago, and 3.0 five years ago.

.PF stats



Source: Coordination Center for TLD .RU/.PF, statdom.ru

Renewal rate in .RU and .PF

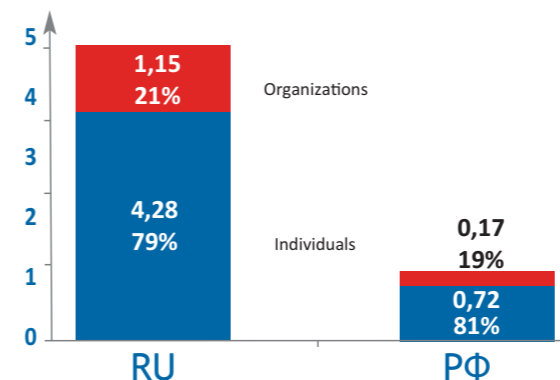


Source: Coordination Center for TLD .RU/.PF, statdom.ru

A detailed analysis of the dynamics of the rise and fall in registrations in the .RU zone shows that the trend of recent years continues – growth persists in the lower segment of administrators (from 1 to 10 domains), while a decrease was recorded in the segment of administrators managing from 11 to 50,000 domains last year.

The number of domain name administrators has grown by more than 22,000 over the year, to more than 2.1 million

Domain names distribution by registrants



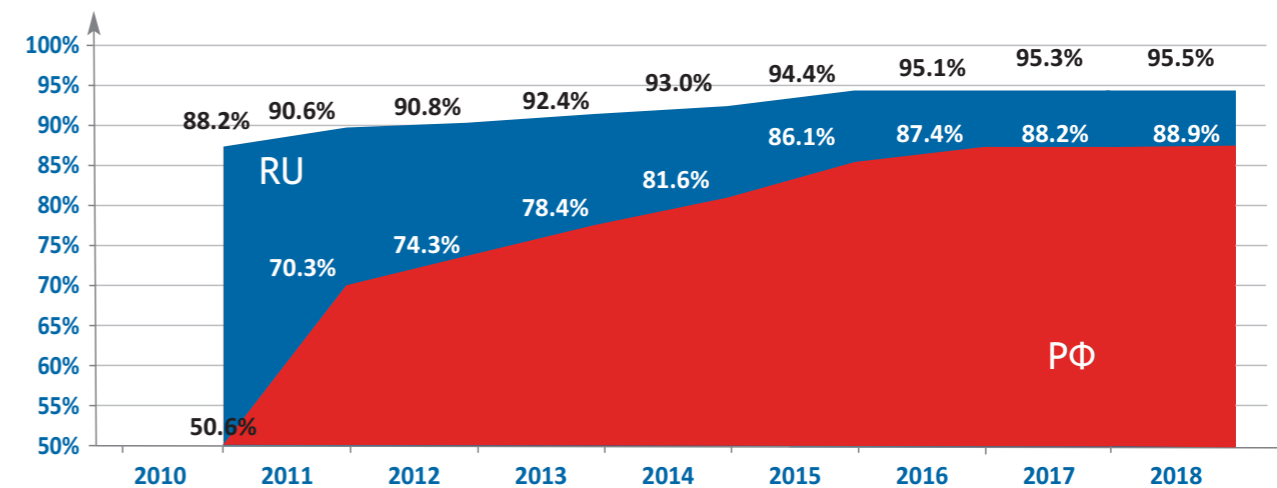
Source: Coordination Center for TLD .RU/.PF, statdom.ru

administrators in the .RU zone, 75% of them managing only one domain name – and this share is gradually increasing. At the same time, the number of administrators who manage 10 or more domain names has shrunk by 3,300 compared to last year, to 41,700 or less than 2%.

The .RU domain is very popular among Russians: almost 83% of domain names in that zone are registered by Russian citizens. A little less than 1% of registrations in .RU are in Ukraine, and 0.5% in Belarus. The distribution by Russian regions shows that registrations are concentrated in Moscow and the Moscow Region at 31.5%, followed by St. Petersburg at 7.2%. The Krasnodar Territory, the Sverdlovsk Region (2.3% each) and the Chelyabinsk Region (1.8%) also have high registration activity in .RU.

The distribution of registrations between individuals and legal entities in the .RU and .PF zones has hardly changed over the past few years: in .RU, 79% of the names are registered by individuals (81% in .PF) and 22% by legal entities (19% in .PF). There are 2.7 domain names per administrator on average in both domain zones.

Delegated domain names growth in .RU and .PF

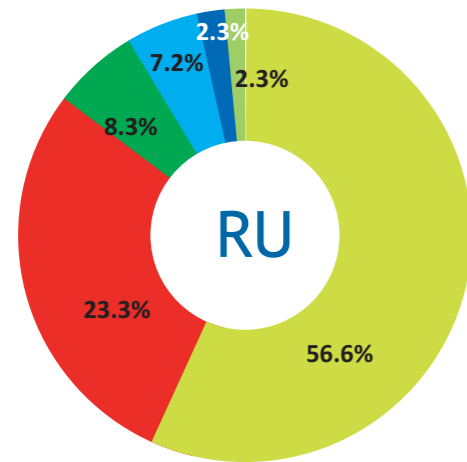


Source: Coordination Center for TLD .RU/.PF, statdom.ru

The distribution of Russian ccTLDs around the world shows that the .RU zone is in demand not only with Russian users – domain administrators in the .RU zone are based in more than 200

countries. Foreign administrators have registered about 17% of all domain names in .RU (851,880 as of December 31, 2018); this proportion has remained stable for years.

Geographical distribution of domain names in .RU and .PF

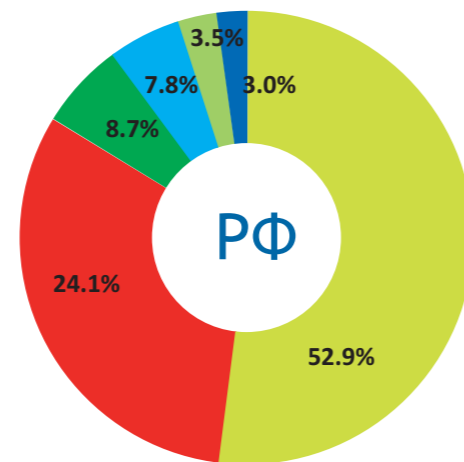


Source: Coordination Center for TLD .RU/.PF, statdom.ru

The number of domain name administrators has grown by more than 22,000 over the year, to more than 2.1 million administrators in the .RU zone, 75% of them managing only one domain name – and this share is gradually increasing. At the same time, the number of administrators who manage 10 or more domain names has shrunk by 3,300 compared to last year, to 41,700 or less than 2%.

The .RU domain is very popular among Russians: almost 83% of domain names in that zone are registered by Russian citizens. A little less than 1% of registrations in .RU are in Ukraine, and 0.5% in Belarus. The distribution by Russian regions shows that registrations are concentrated in Moscow and the Moscow Region at 31.5%, followed by St. Petersburg at 7.2%. The Krasnodar Territory, the Sverdlovsk Region (2.3% each) and the Chelyabinsk Region (1.8%) also have high registration activity in .RU.

The distribution of registrations between individuals and legal entities in the .RU and .PF zones has hardly changed over the past few years: in .RU, 79% of the names are registered by in-



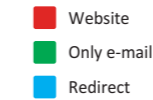
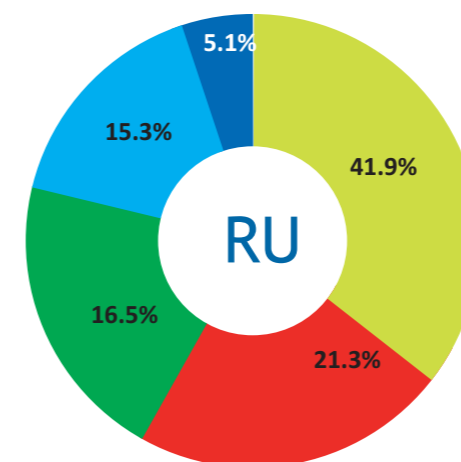
Source: Coordination Center for TLD .RU/.PF, statdom.ru

dividuals (81% in .PF) and 22% by legal entities (19% in .PF). There are 2.7 domain names per administrator on average in both domain zones.

The distribution of Russian ccTLDs around the world shows that the .RU zone is in demand not only with Russian users – domain administrators in the .RU zone are based in more than 200 countries. Foreign administrators have registered about 17% of all domain names in .RU (851,880 as of December 31, 2018); this proportion has remained stable for years.

In the .PF zone, the share of non-residents is almost 7% or 55,083 domain names. Since open registration began in .PF eight and a half years ago, this share has increased from 2.7% to 7% and continues to grow steadily. This is explained by a restriction that existed in .PF until November 11, 2011, which allowed only citizens of Russia to register second-level domains in the first year of open registration. The growing share of non-residents in .PF also shows that users around the world are gradually getting used to internationalized domains and more and more often find them useful for their own needs.

Domain name usage in .RU and .PF

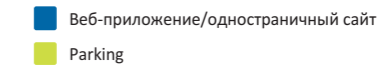
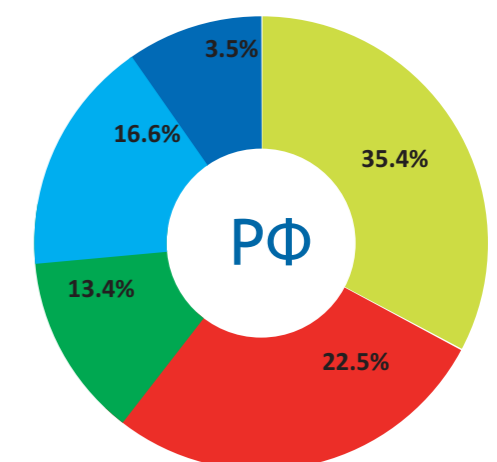


Source: Coordination Center for TLD .RU/.PF, statdom.ru

The share of delegated domain names in the Russian ccTLDs is growing steadily, by 0.7 percentage points in 2018 for .PF and 0.2 for .RU, which is comparable to the 2017 level.

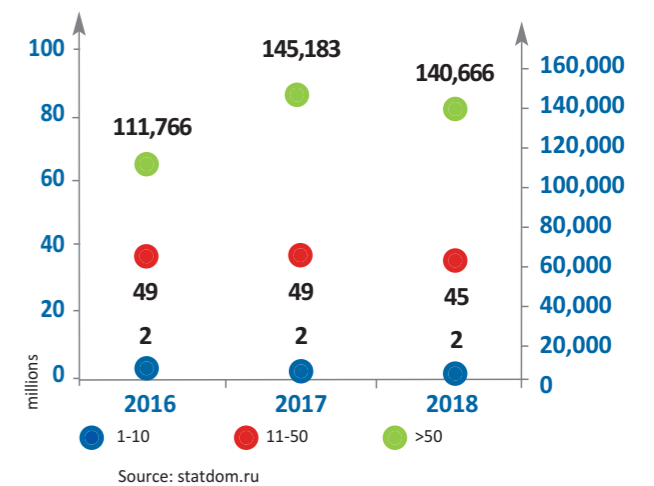
The curious statistics related to the distribution of registrations across Russian regions are worth noting. The predictable leader, Moscow (23.3% in .RU and 24.1% in .PF), is followed by the Moscow Region, where the shares of all registrations in both ccTLDs are only one-third of the capital's. Number three, St. Petersburg, is close on their heels with 7.2% of domain names registered in .RU and 7.8% in the .PF zone. The Krasnodar Territory has also made it to the top five with 2.3% in .RU and 3.5% in .PF, followed by the Urals: the Sverdlovsk Region accounted for 2.3% of registrations in .RU and 3.0% in .PF.

Overall, the top five account for about half of all domain names in Russia: 43.4% in .RU and 47.1% in .PF. Every day, an average of 4,000 domain names are registered in the .RU zone, with 94.9% or 4.6 million of them actively used – a very high indicator for TLDs. As many as 29.0% of domain names in



.RU are over five years old, and 29.4% are younger than one year. In .PF, registrations are 800 per day, with 88% of registered names actively used. Almost 17% of domain names in .PF are older than eight (!) years, that is, they were registered in the first year after .PF was established, but 26% of domain names in .PF are younger than one year.

Average domain names number by registrant category



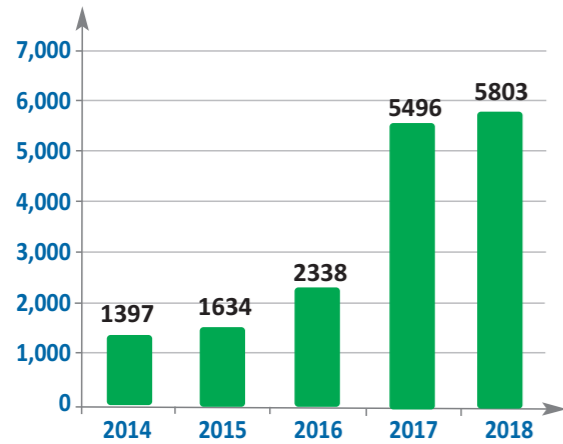
Source: statdom.ru



Security in the Russian domain space

There are nine agencies in Russia – Safe Internet League, Group-IB, Kaspersky Lab, RU-CERT, ROCIT, Roskomnadzor, BI-Zon, Bank of Russia and Doctor Web – that are responsible for internet security.

Number of request about domain name suspend



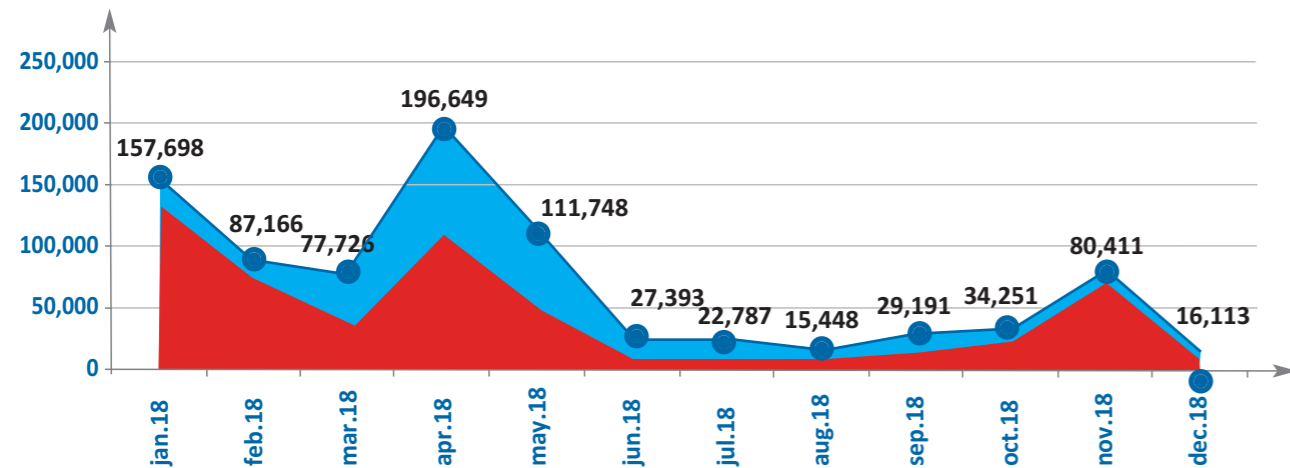
Sources: ntlidstats.com

On July 16, 2018, an automated information system was put into operation to enable these organizations' cooperation with registrars in countering and preventing the dissemination of illegal content on the internet in accordance with clause 5.7 of the Rules of .RU and .PF Domain Name Registration.

During the reporting period, these agencies have made 5,803 notices to registrars to withdraw the delegation of domain names.

An analysis of detected violations in the reporting period reveals phishing as the predominant type of malicious activity (3,052 notices). As many as 2,342 resources were used to distribute malicious software; 268 notices were sent to botnet controllers and resources with pornographic content involving minors (nine notices). In 132 cases, competent organizations requested that registrars initiate verification of the administrator's identification information.

Growth of the Netoscope database



Источники: Координационный центр доменов .RU/.PF, <http://statdom.ru>

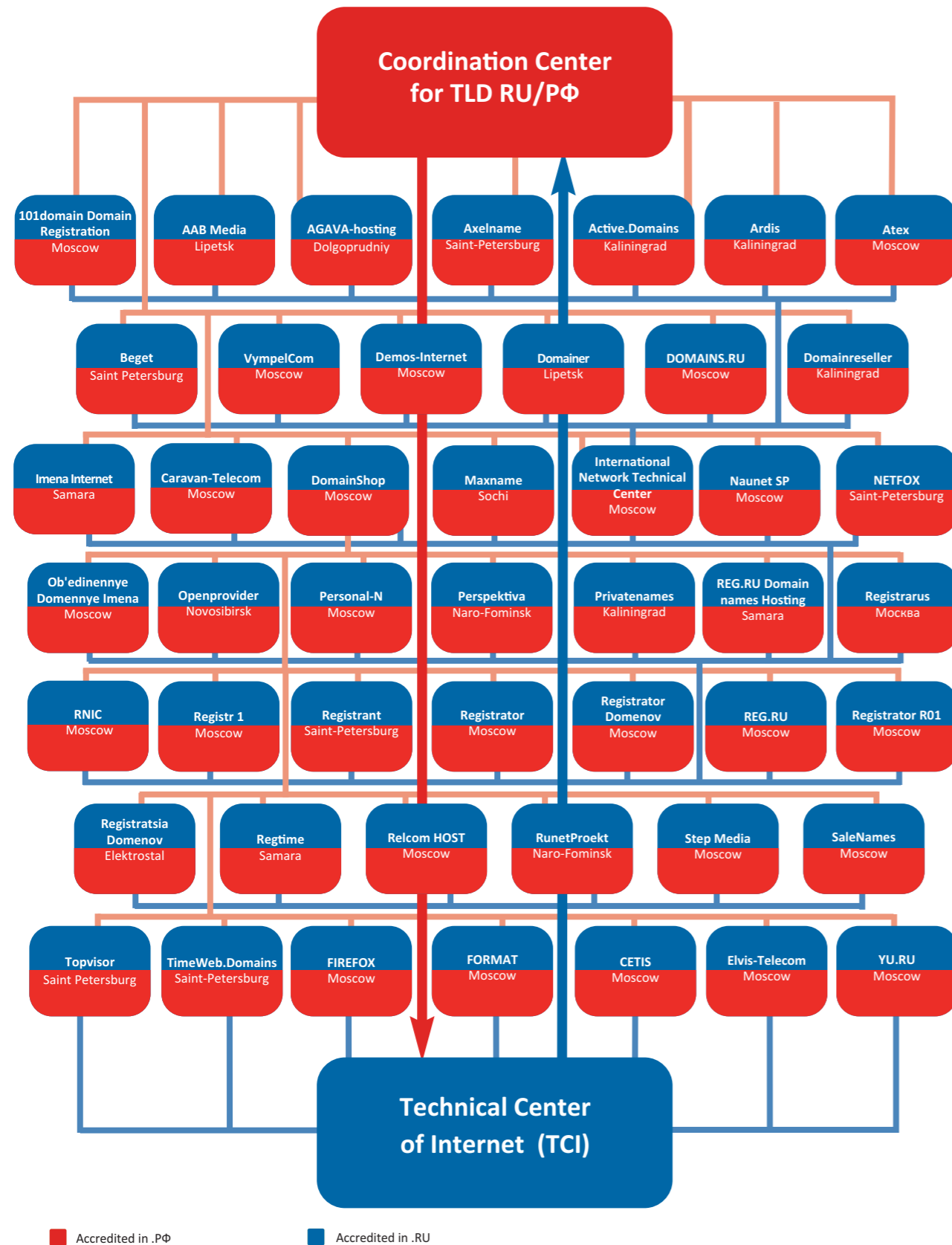
In 2018, 856,758 domain names were added to the Netoscope harmful resources database, of which 576,610 (67.3%) are second-level domains in the .RU, .PF and .SU zones, and 279,968 (32.7%) are third and lower tier domains. The overwhelming majority of resources (856,702) added to the Netoscope data-

base in 2018 were caught spreading malware; 6,261 phishing; 3,272 spamming; 900 were identified by the project participants as botnet controllers and 5,379 as a source of other types of unwanted activity. More than 8,000 resources were associated with two or more types of malicious activity.

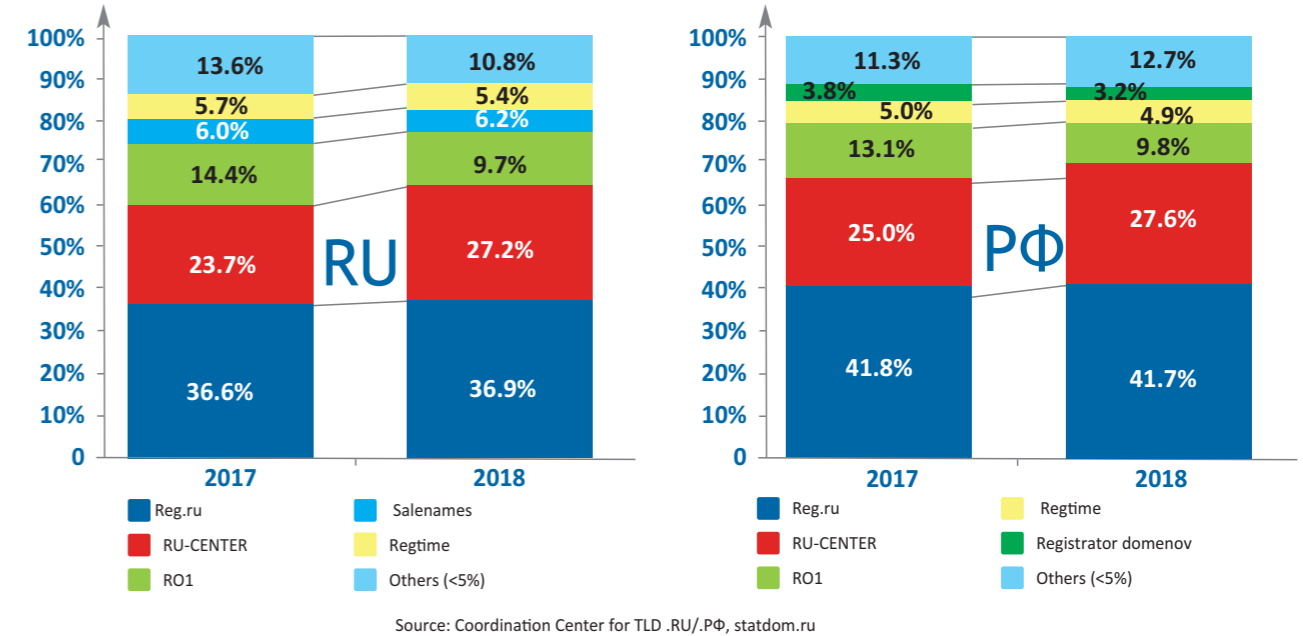
Russian domain name registrars



Structure of Russian ccTLD Registry



Russian domain name registrars in .RU and .PF (by the end of 2018)



As of December 31, 2018, 47 registrars were accredited in TLD .RU and .PF. Klever Telecom changed its legal name to REG.RU DOMENY HOSTING. The Coordination Center for TLD .RU/.PF constantly works with new candidates for accredited registrars, with new companies getting accredited as a result of this work. On October 4, 2018, the Coordination Center signed an Accreditation Agreement with Topvisor from St. Petersburg. On December 25, 2018, a new registrar, MaxName, was successfully accredited.

The accreditation of Reggi Business as a registrar in TLD .RU/.PF was suspended due to the termination of the legal entity's activities through its reorganization (merger) with another legal entity, Registrar R01. Reggi Business has ceased to provide domain name registration services in .RU and .PF domains. Under paragraph 2 of Article 58 of the Civil Code of the Russian Federation, all rights and obligations of Reggi Business were transferred to Registrar R01.

In 2018, a minor redistribution of domain names in the .RU domain was noted with the top three registrars, as well as among some other registrars. The largest registrar, REG.RU's, share increased by 0.3 percentage points (pp) from 36.6% to 36.9%. The share of the second largest registrar, RU-CENTER, also increased from 23.7% to 27.2% (by 3.5 pp). At the same time, the share of the third largest registrar, R01, decreased by 4.7 pp from 14.4%

to 9.7%. The total market share held by the top three registrars (REG.RU, RU-CENTER and R01) decreased by 0.9%, to 73.8% of all registrations in the .RU domain zone by the end of 2018. Otherwise, the distribution of domain names across registrars in .RU remains stable, while the market shares of individual registrars varied within 0.5%. Beget, a registrar that began operations in early 2017, was able to increase its share to 3.1%, becoming one of the largest registrars, largely due to the lowest registration cost in the .RU domain.

In the .PF domain, REG.RU closed 2018 with 41.7%, down 0.1 pp topping the list by number of registered domain names. RU-CENTER's share increased from 25% in December 2017 to 27.6% in December 2018 (up 2.6 pp). R01 holds third place as well as in the .RU zone. Over the year, its share decreased by 3.3 pp from 13.1% at the end of December 2017 to 9.8% at the end of December 2018.

The total representation of the top three registrars (REG.RU, RU-CENTER and R01) in the .PF zone decreased by 0.8 pp to 79.1% by the end of 2018. Registrars accounting for more than 1% showed only minor changes – Timeweb and Domenus were added to the group. Also in 2018, Beget increased its share by 1.8 pp to 2.7%, coming close to RD and surpassing Nethouse and Naunet. Otherwise, the distribution of domain names across registrars remained stable in .PF.

Financial performance of registries and individual registrars

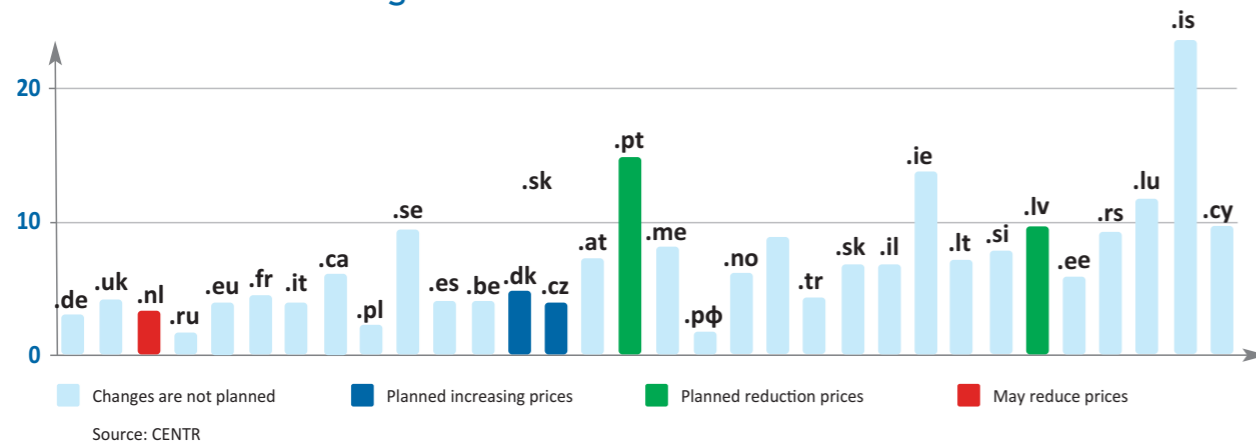
GoDaddy is one of the largest domain name registrars. At the end of 2018, it served 18.5 million users (up 6.8% compared to 2017). Its revenue for the year was \$2.66 billion, 19.2% above the previous year. The average revenue per user (ARPU) increased to \$148 in 2018 (up 6.6% year-on-year). In 2019, GoDaddy expects revenue to grow to \$2.97 billion–\$3.00 billion through adding new users and higher ARPU. Almost half of the registrar’s revenue in 2018 (46%) came from domain name registration services; 38% from hosting services; and the remaining 16% from business applications.

This graph shows that the prices of the .RU and .рф zones are the lowest among European ccTLDs, followed by Poland’s .PL at 2.36 EUR. The highest price for registration was recorded in Iceland’s .IS zone (24.11 EUR), Portugal’s .PT (15 EUR) and Ireland’s .IE (13.98 EUR). Since January 1, 2018, registration prices in Denmark’s .DK have grown 10%. In 2018, the Czech domain registry .CZ announced an increase of 14% starting January 1, 2019.

In February 2019, Verisign (administrator and backend provider for .COM, .NET, .CC, .TV, .GOV, .JOBS, .EDU and .NAME) published a financial statement for 2018. According to the report, its revenues in 2018 totalled \$1.215 billion, up \$49.9 million (4.3%) compared to 2017, primarily due to the 5% growth of the domain base in .COM and the higher registration prices in .NET in February 2017 and 2018, which partially led to a 4% drop in the number of domain names in .NET. In 2017, revenue growth was more modest at \$22.9 million (up 2%). In 2018, the registry’s marketing and sales expenses were 5.3% of revenue, 1.7 pp below the 2017 and 2016 figures (7.0% of revenue).

Verisign earned the bulk of the revenue (62.3%) in the US market. Other regions’ contributions to the company’s revenues distributed as follows: 17.5% EMEA (Europe including Russia, the Middle East and Africa); 8.8% China; and 11.4% other countries. It should be noted that the US market showed the largest increase (7%) in 2018.

Cost of domain name registration in different countries



GoDaddy is one of the largest domain name registrars. At the end of 2018, it served 18.5 million users (up 6.8% compared to 2017). Its revenue for the year was \$2.66 billion, 19.2% above the previous year. The average revenue per user (ARPU) increased to \$148 in 2018 (up 6.6% year-on-year).

In 2019, GoDaddy expects revenue to grow to \$2.97 billion–\$3.00 billion through adding new users and higher ARPU. Almost half of the registrar’s revenue in 2018 (46%) came from domain name registration services; 38% from

hosting services; and the remaining 16% from business applications.

This graph shows that the prices of the .RU and .рф zones are the lowest among European ccTLDs, followed by Poland’s .PL at 2.36 EUR. The highest price for registration was recorded in Iceland’s .IS zone (24.11 EUR), Portugal’s .PT (15 EUR) and Ireland’s .IE (13.98 EUR). Since January 1, 2018, registration prices in Denmark’s .DK have grown 10%. In 2018, the Czech domain registry .CZ announced an increase of 14% starting January 1, 2019.

Coordination Center’s social and marketing programs



February 7, 2018



RIGF 2018

The Coordination Center held the Ninth Russian Internet Governance Forum (RIGF 2018) in St. Petersburg, supported by its partners. The forum, which this year focused on information security, as usual brought together a large number of students and young people who enjoyed presentations by prominent international experts on the history and development prospects of the international system for governing the global network. More than 300 participants from 12 countries attended the forum.

April 18-20, 2018



RIF 2018

The Coordination Center participated in the Russian Internet Forum RIF 2018 by preparing a professional session on the main trends in the domain market. The event was attended by heads of registrars, representatives of domain registries and lawyers specializing in domain disputes. The Coordination Center also had an exhibition stand at the forum, the Russian Country Code Domains .RU and .РФ pavilion and an interactive photo zone.

May 30-31, 2018



CENTR Jamboree

The largest annual meeting of members of the Council of European National Top-Level Domain Registries – CENTR Jamboree, took place in Moscow hosted by the Coordination Center. More than 150 experts and specialists from the national top-level domains in Europe that are members of CENTR (Council of European National Top-Level Domain Registries) attended the conference to discuss and exchange best practices in marketing and communications, information security, paths and areas of business development and the secondary domain market.

September 12-13, 2018



TLDCON 2018

On September 12-13, the 11th International Conference for ccTLD Registries and Registrars of the CIS, Central and Eastern Europe (TLDCON 2018) was held in Jurmala (Latvia). Domain industry experts from Russia, Latvia, the USA, Canada, Ireland, the Czech Republic, Armenia, Belarus, Ukraine, Serbia and other countries spoke about important issues such as the security of domain space, the relationship between the domain industry and rights holders, the development of national domains, the DNS and new technologies, and registrar business models.

December 4-5, 2018



3rd Eastern European DNS Forum

In December 2018, Moscow for the first time hosted the 3rd Eastern European DNS Forum (EE DNS FORUM 2018), organized by the Internet Corporation for Assigned Names and Numbers, ICANN. The Coordination Center for ccTLD was the host and the main organizer of the event. The two-day conference dealt with the most important current issues related to the internet addressing system (and especially its Russian segment), including the technical development of infrastructure, information security, drafting policies for the management of address space and the domain name market.

Explore the Internet & Govern It!

The traditional nationwide Explore the Internet & Govern It! Online Championship was held in November 2018. The Coordination Center's partners in the industry – Rostelecom, Kaspersky Lab, EligoVision, Internet of Things Association, and the Smart Internet Foundation, were involved in the preparation of content and game scenarios. They developed scenarios, design layouts, and web layouts for seven game modules including four tasks of varying complexity on the following topics: Virtual and Augmented Reality; the Internet of Things and the Industrial Internet of Things; Internet Security; Artificial Intelligence; Robotics and 3D Technology; Cryptocurrencies and blockchain technology; and Telemedicine. More than 11,000 students (under 18) took part in the online championship, 2,800 of them as part of 440 school teams from across the country.



Agreement between the Coordination Center and FIFA

The Coordination Center has signed an agreement with the International Federation of Association Football (Federation Internationale de Football Association,) FIFA, on the federation's involvement in the Netoscope project. The Coordination Center for TLD .RU/.РФ received a citation from FIFA for successfully fighting illegal ticket sales during the last FIFA World Cup. In his letter, FIFA Legal Director Jorg Vollmuller thanked Coordination Center Director Andrei Vorobyov, noting that the fight against unscrupulous vendors through the Netoscope project successfully protected fans and minimized cases of fraud.



IDN Universal Acceptance

On the IDN Universal Acceptance track, the Coordination Center continued interaction with major international companies such as software developers, email services and social networks. The Coordination Center prepared a presentation for the Eurasia Network Operators Group (ENOG 15) conference, which was held in Moscow, on June 4-5, 2018, and focused on the current status of the IDN Universal Acceptance process, based on UASG working group materials. The presentation took place at a roundtable on domain industry players' interaction with network operators and vendors.



Youth Council

The Coordination Center has established a Youth Council – a consultative body enabling representatives of the younger generation to be involved in the Internet governance process. Its members include young people from various parts of Russia: Barnaul, Grozny, Krasnodar, Moscow, St. Petersburg, Chelyabinsk and many other cities. The Youth Council's mission is to strengthen the work on involving representatives of the younger generation in the Internet governance processes and building a personnel reserve for the Russian domain industry. Members of the Youth Council are also expected to participate in the Coordination Center's social and educational projects.

An Introduction to Internet Governance



In 2018, the Coordination Center for TLD .RU/.РФ published the seventh edition of Jovan Kurbalija's An Introduction to Internet Governance. The book is recognized by world experts as one of the most respected sources of information on internet governance. The print version of the book was distributed at major Coordination Center's events as well as at other industry conferences where the Coordination Center was a partner or participant.

